

A1 in Northumberland: Morpeth to Ellingham

Scheme Number: TR010059

2.3 Works Plans

Rule 8(1)(c)

Infrastructure Planning (Examination Procedure) Rules 2010

Planning Act 2008

Volume 2

May 2021

Infrastructure Planning

Planning Act 2008

**The Infrastructure Planning
(Examination Procedure) Rules
2010**

**The A1 in Northumberland: Morpeth to
Ellingham**

Development Consent Order 20[xx]

Works Plans

Rule Reference:	Rule 8(1)(c)
Planning Inspectorate Scheme Reference	TR010059
Document Reference	2.3
Author:	A1 in Northumberland Project Team, Highways England

Version	Date	Status of Version
Rev 2	May 2021	Deadline 6

Page Left Intentionally Blank

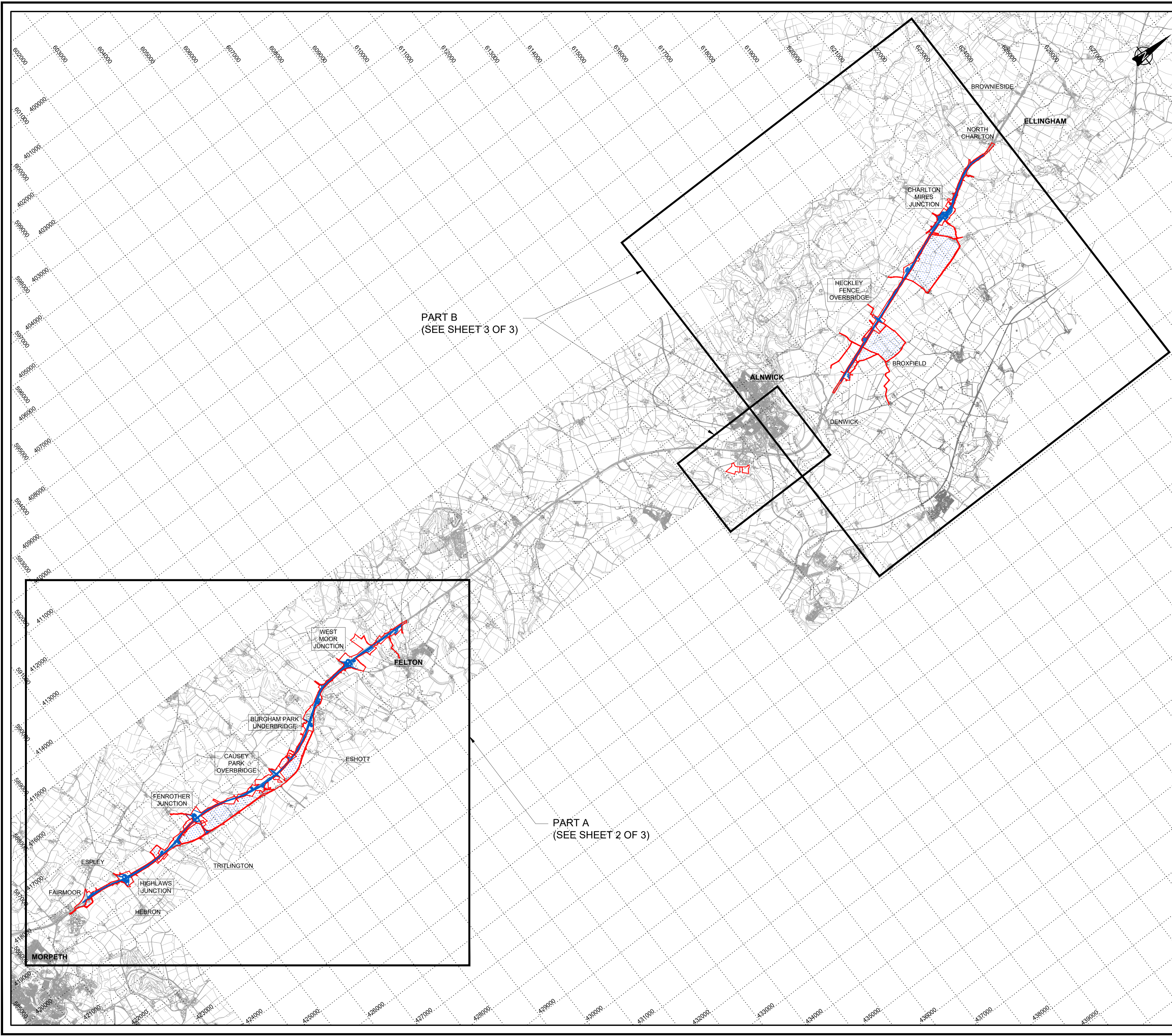
1 INTRODUCTION

- 1.1** As these Plans are part of the application documentation, they should be read alongside and are informed by the other application documents. In particular, these Plans should be read alongside Schedule 1 of the DCO [**REP5-005** and **REP5-006**] to be updated at Deadline 06, the Engineering Section Drawings [**APP-011**], the Works Plans [**REP4-036**] to be updated at Deadline 06 and the Structures Engineering Drawings & Sections [**REP5-004**].
- 1.2** The revision of these Plans at Deadline 4 [**REP4-037**] formed part of the formal request for a material change to be made to the DCO Application. The description of the proposed changes was submitted to the Inspectorate in December 2020 (Proposed Changes to Application [**AS-018**]) and affect the land in Part A. The formal request was accepted on the 9th April 2021 by the Examining Authority.
- 1.3** The Applicant proposes to carry out stabilisation works on the north bank of the River Coquet following a review of the ground investigation works undertaken in 2020, which has identified that the north slope of the River Coquet Valley is suffering from instability. The Applicant also proposes to provide a temporary access to the southern bank of the River Coquet by crossing the river from the temporary works on the northern bank using a temporary bridge. The Works would include scour protection along the river's edge.
- 1.4** These Plans should be read in conjunction with the ES Addendum: Stabilisation Works for the Change Request [**REP4-063**].

2 SCHEDULE OF PLANS INCLUDED IN THIS APPLICATION DOCUMENT

Drawing Title	Drawing Number	Revision
Works Plans – Regulation 5(4) – Key Plan - Sheet 1 of 3	HE551459-WSP-HGN-M2E-DR-CH-2435	1
Works Plans – Regulation 5(4) – Key Plan - Sheet 2 of 3	HE551459-WSP-HGN-M2F-DR-CH-1367	1
Works Plans – Regulation 5(4) – Key Plan - Sheet 3 of 3	HE551459-WSP-HGN-A2E-DR-CH-02300	0
Works Plans – Regulation 5(2)(j) – Sheet 1 of 19	HE551459-WSP-HGN-M2F-DR-CH-1368	0
Works Plans – Regulation 5(2)(j) – Sheet 2 of 19	HE551459-WSP-HGN-M2F-DR-CH-1369	0
Works Plans – Regulation 5(2)(j) – Sheet 3 of 19	HE551459-WSP-HGN-M2F-DR-CH-1370	0
Works Plans – Regulation 5(2)(j) – Sheet 4 of 19	HE551459-WSP-HGN-M2F-DR-CH-1371	0
Works Plans – Regulation 5(2)(j) – Sheet 5 of 19	HE551459-WSP-HGN-M2F-DR-CH-1372	0
Works Plans – Regulation 5(2)(j) – Sheet 6 of 19	HE551459-WSP-HGN-M2F-DR-CH-1373	0
Works Plans – Regulation 5(2)(j) – Sheet 7 of 19	HE551459-WSP-HGN-M2F-DR-CH-1374	0
Works Plans – Regulation 5(2)(j) – Sheet 8 of 19	HE551459-WSP-HGN-M2F-DR-CH-1375	0
Works Plans – Regulation 5(2)(j) – Sheet 9 of 19	HE551459-WSP-HGN-M2F-DR-CH-1376	1
Works Plans – Regulation 5(2)(j) – Sheet 10 of 19	HE551459-WSP-HGN-M2F-DR-CH-1377	0
Works Plans – Regulation 5(2)(j) – Sheet 11 of 19	HE551459-WSP-GEN-A2E-DR-CH-02301	0
Works Plans – Regulation 5(2)(j) – Sheet 12 of 19	HE551459-WSP-GEN-A2E-DR-CH-02302	0
Works Plans – Regulation 5(2)(j) – Sheet 13 of 19	HE551459-WSP-GEN-A2E-DR-CH-02303	0
Works Plans – Regulation 5(2)(j) – Sheet 14 of 19	HE551459-WSP-GEN-A2E-DR-CH-02304	0
Works Plans – Regulation 5(2)(j) – Sheet 15 of 19	HE551459-WSP-GEN-A2E-DR-CH-02305	0
Works Plans – Regulation 5(2)(j) – Sheet 16 of 19	HE551459-WSP-GEN-A2E-DR-CH-02306	0
Works Plans – Regulation 5(2)(j) – Sheet 17 of 19	HE551459-WSP-GEN-A2E-DR-CH-02307	0
Works Plans – Regulation 5(2)(j) – Sheet 18 of 19	HE551459-WSP-GEN-A2E-DR-CH-02308	0


Drawing Title	Drawing Number	Revision
Works Plans – Regulation 5(2)(j) – Sheet 19 of 19	HE551459-WSP-GEN-A2E-DR-CH-02309	0



- NOTES:**
- All dimensions are in metres unless stated otherwise.
 - Do not scale off this drawing.
 - Works are described in Schedule 1 (Authorised Development) of the Development Consent Order (Application Document Reference: TR010041/APP/3.1).
 - The proposed works shown are illustrative only and will be subject to change as part of the detailed design development. Any changes will be limited to being within the Order Limits and any other constraints included in the Development Consent Order.

KEY:

- PROPOSED DESIGN (SHOWN FOR ILLUSTRATIVE PURPOSES)
- ORDER LIMITS
- AREAS NOT INCLUDED WITHIN ORDER LIMITS



Rev.	Date	Description	By	Eng' Chk	Disc' Chk	App'd
2	04/05/21	CHANGES TO EAST & WEST LINKHALL ROADS, SHIPPERTON BURN, DB27, DB27A AND ORDER LIMITS FOR DEADLINE 06	TO	MM	TK	DM
1	12/03/21	EXAMINATION DEADLINE 04 UPDATE	DD	MM	TK	DM
0	07/05/20	DCO SUBMISSION	RP	MM	TK	DM

Subsidiary	DCO SUBMISSION	Status	A3
------------	----------------	--------	----

PINS Reference Number: TR010041/APP/2.3



Project Title: A1 in Northumberland: Morpeth to Ellingham

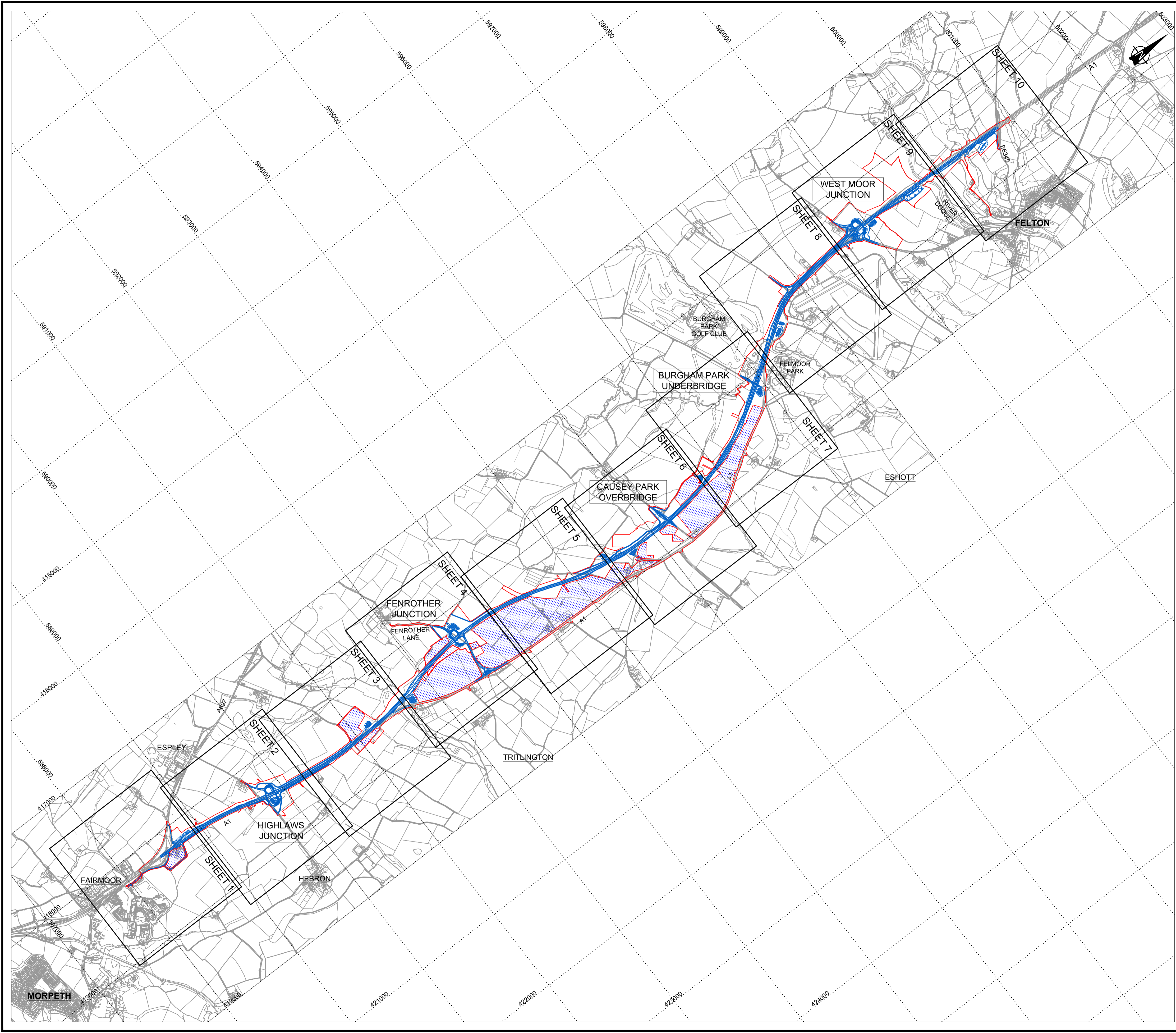
Drawing Title: WORKS PLANS REGULATION 5(4) KEY PLAN SHEET 1 OF 3

Scale	Drawn	Eng. Check	Approved	Authorised
1:50000	TO	MM	TK	DM
Original Size	Date	Date	Date	Date
A1	04/05/21	04/05/21	04/05/21	04/05/21

Drawing Number	HE551459-WSP-HGN-M2E-DR-CH-2435	Revision	2
		PW Stage Code	0

PART B
(SEE SHEET 3 OF 3)

PART A
(SEE SHEET 2 OF 3)




NOTES:

1. All dimensions are in metres unless stated otherwise.
2. Do not scale off this drawing.
3. Works are described in Schedule 1 (Authorised Development) of the Development Consent Order (Application Document Reference: TR010041/APP/3.1).
4. The proposed works shown are illustrative only and will be subject to change as part of the detailed design development. Any changes will be limited to being within the Order Limits and any other constraints included in the Development Consent Order.

KEY:

- PROPOSED DESIGN (SHOWN FOR ILLUSTRATIVE PURPOSES)
- ORDER LIMITS
- AREAS NOT INCLUDED WITHIN ORDER LIMITS



Rev.	Date	Description	By	Eng' Chk	Disc' Chk	App'd
1	12/03/21	EXAMINATION DEADLINE 04 UPDATE	DD	MM	TK	DM
0	07/05/20	DCO SUBMISSION	RP	MM	TK	DM

Submittal						DCO SUBMISSION		Status		A3
-----------	--	--	--	--	--	----------------	--	--------	--	----

PINS Reference Number: **TR010041/APP/2.3**

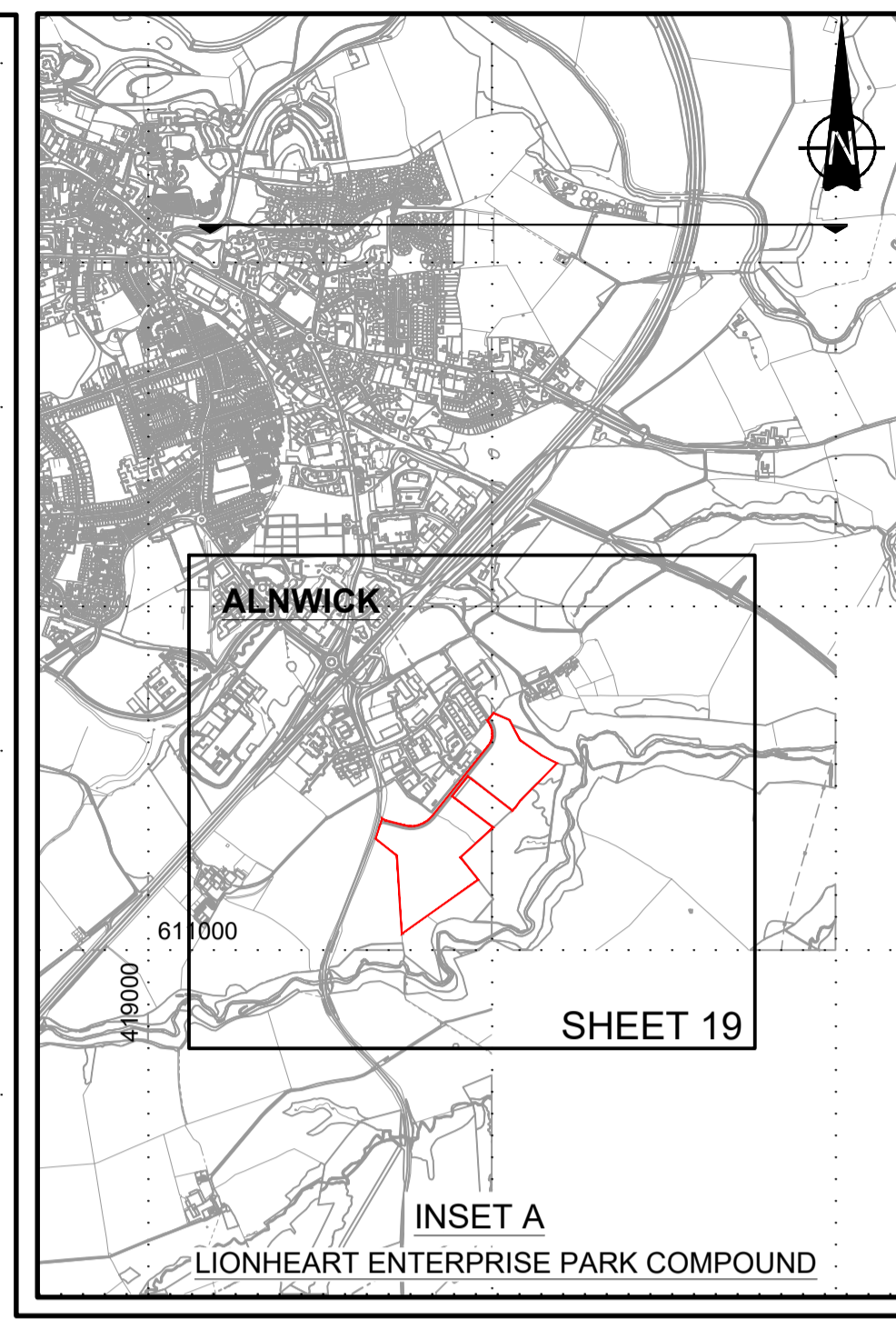
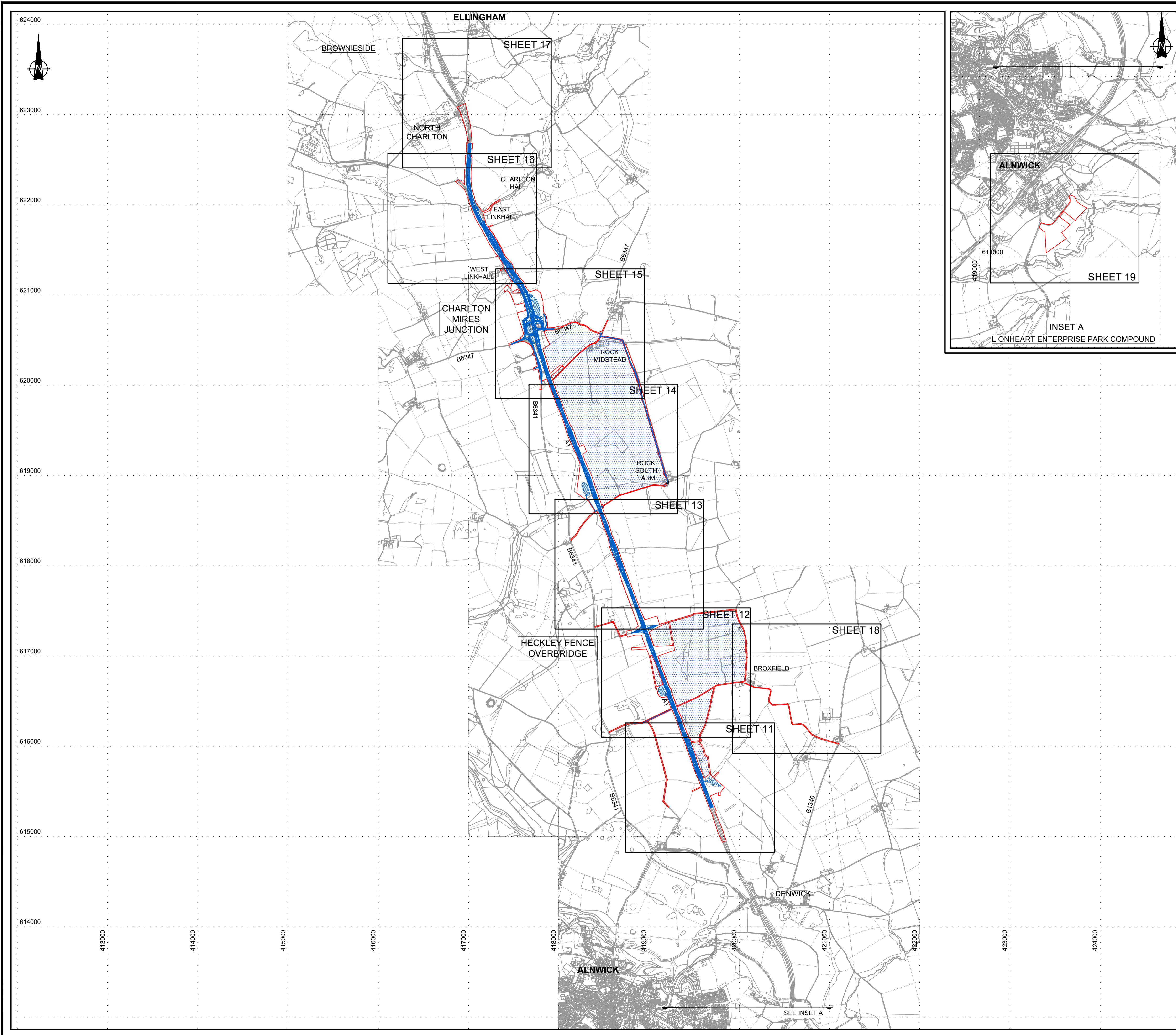


Project Title: **A1 in Northumberland: Morpeth to Ellingham Part A**

Drawing Title: **WORKS PLANS REGULATION 5(4) KEY PLAN SHEET 2 OF 3**


Scale	Drawn	Eng. Check	Approved	Authorised
1:20000	DD	MM	TK	DM
Original Size	Date	Date	Date	Date
A1	12/03/21	12/03/21	12/03/21	12/03/21

Drawing Number: HE551459-WSP-HGN-M2F-DR-CH-1367	Revision: 1
	PW Stage Code: 0



- NOTES:**
- All dimensions are in metres unless stated otherwise.
 - Works are described in Schedule 1 (Authorised Development) of the Development Consent Order (Application Document Reference: TR010041/APP/3.1).
 - The proposed works shown are illustrative only and will be subject to change as part of the detailed design development. Any changes will be limited to being within the Order Limits and any other constraints included in the Development Consent Order.

- KEY:**
- PROPOSED DESIGN (SHOWN FOR ILLUSTRATIVE PURPOSES)
 - ORDER LIMITS
 - AREAS NOT INCLUDED WITHIN ORDER LIMITS



Rev.	Date	Description	By	Eng' Chk	Disc' Chk	App'd
1	04/05/21	CHANGES TO EAST & WEST LINKHALL ROADS, SHIPPERTON BURR, DB27, DB27A AND ORDER LIMITS FOR DEADLINE 06	TO	MM	TK	DM
0	07/05/20	DCO SUBMISSION	RP	TO	TK	DM

Subsidiary: DCO SUBMISSION Status: A3

PINS Reference Number: TR010041/APP/2.3

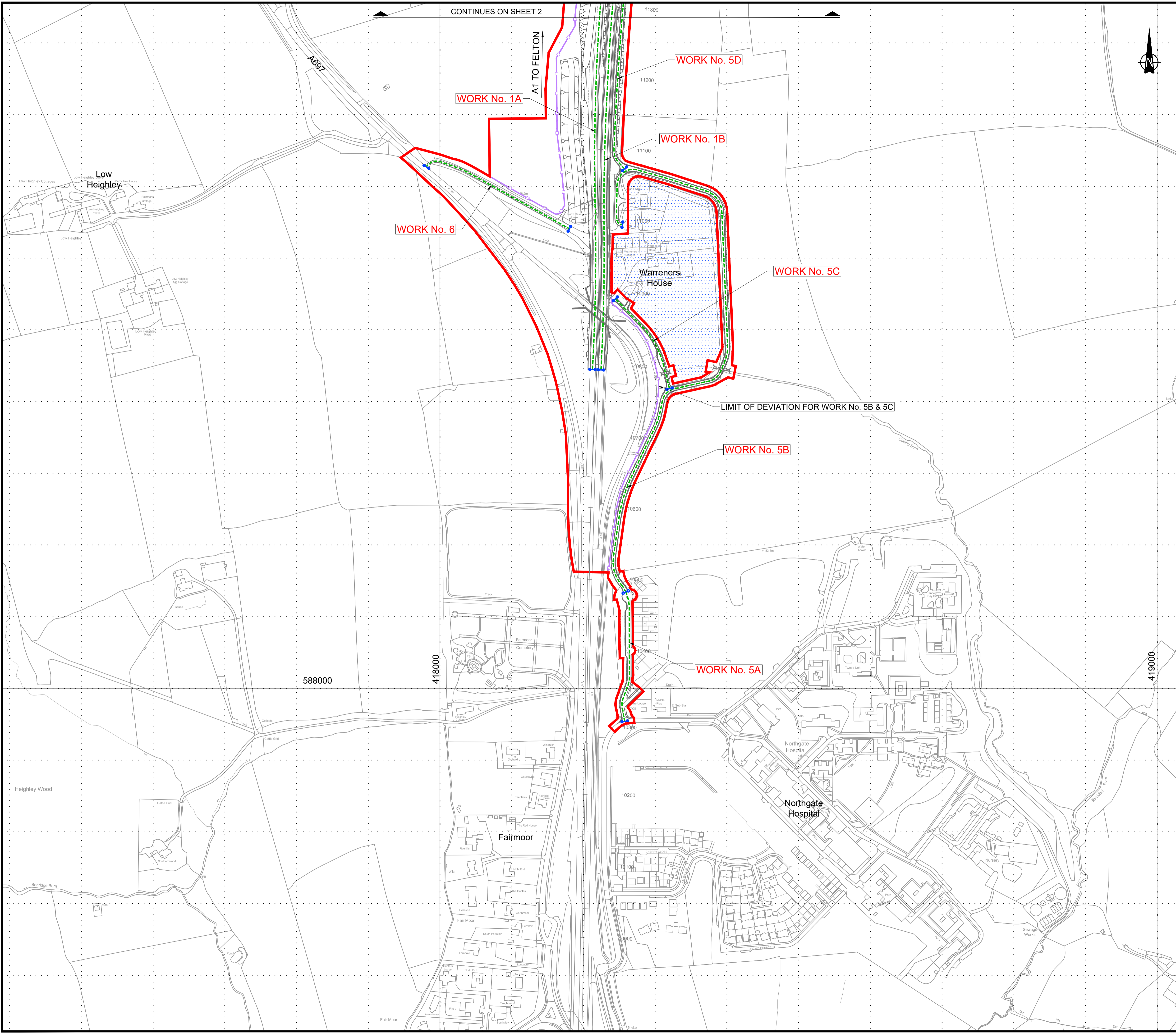


Project Title: A1 in Northumberland: Morpeth to Ellingham Part B

Drawing Title: WORKS PLANS REGULATION 5(4) KEY PLAN SHEET 3 OF 3

Scale	Drawn	Eng. Check	Approved	Authorised
1:20000	TO	MM	TK	DM
Original Size	Date	Date	Date	Date
A1	04/05/21	04/05/21	04/05/21	04/05/21

Drawing Number: HE551459-WSP-GEN-A2E-DR-CH-02300
Revision: 1
PW Stage Code: 0

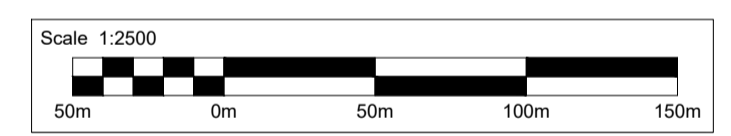


NOTES:

- All dimensions and chainages are in metres unless stated otherwise.
- Works are described in Schedule 1 (Authorised Development) of the Development Consent Order (Application Document Reference: TR010041/APP/3.1).
- The proposed works shown are illustrative only and will be subject to change as part of the detailed design development. Any changes will be limited to being within the Order Limits and any other constraints included in the Development Consent Order.

KEY:

- PROPOSED DESIGN (SHOWN FOR ILLUSTRATIVE PURPOSES ONLY)
- ORDER LIMITS
- WORK CENTRELINE (APPROX.)
- LIMIT OF DEVIATION (APPLIES TO ALL WORK NUMBERS UNLESS STATED OTHERWISE)
- NON LINEAR WORKS
- AREAS NOT INCLUDED WITHIN ORDER LIMITS
- TRANSITION BETWEEN WORKS (APPROX.)
- COMMENCEMENT/TERMINATION OF WORK (APPROX.)



0	07/05/20	DCO SUBMISSION	RP	MM	TK	DM
Rev.	Date	Description	By	Eng' Chk	Disc' Chk	App'd
Submittal						Status
DCO SUBMISSION						A3

PINS Reference Number **TR010041/APP/2.3**

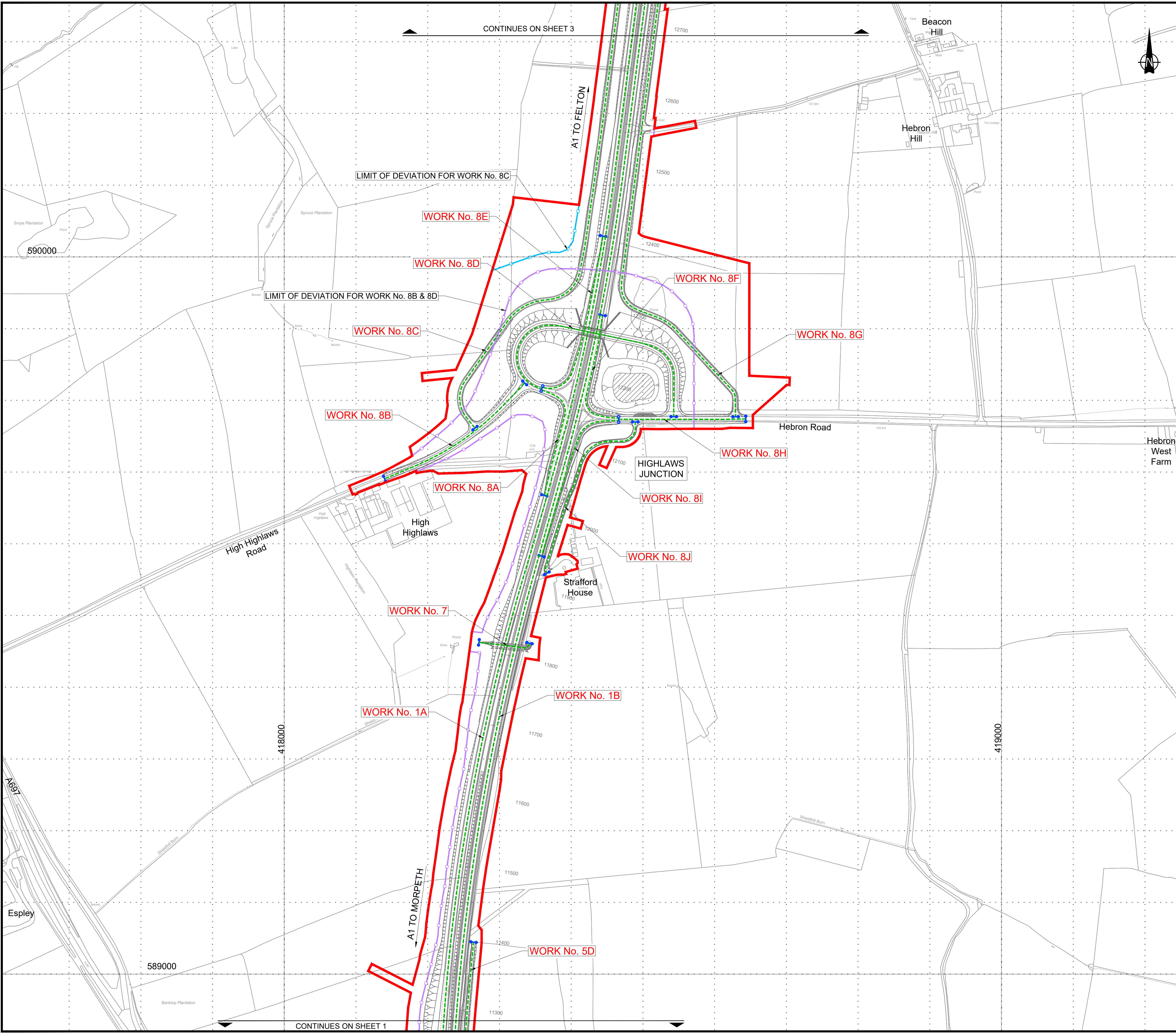


Project Title **A1 in Northumberland: Morpeth to Ellingham Part A**

Drawing Title **WORKS PLANS REGULATION 5(2)(j) SHEET 01 OF 19**

Scale	1:2500	Drawn	RP	Eng. Check	MM	Approved	TK	Authorised	DM
Original Size	A1	Date	07/05/20	Date	07/05/20	Date	07/05/20	Date	07/05/20

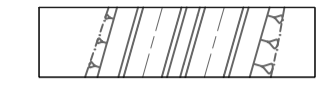








Drawing Number	Revision
HE551459-WSP-HGN-M2F-DR-CH-1368	0
PW Stage Code	0

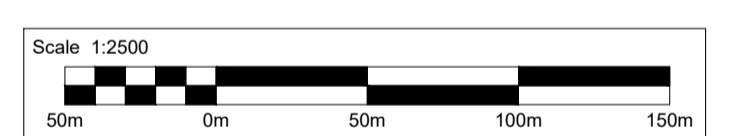


NOTES:

1. All dimensions and chainages are in metres unless stated otherwise.
2. Works are described in Schedule 1 (Authorised Development) of the Development Consent Order (Application Document Reference: TR010041/APP/3.1).
3. The proposed works shown are illustrative only and will be subject to change as part of the detailed design development. Any changes will be limited to being within the Order Limits and any other constraints included in the Development Consent Order.

KEY:

-  PROPOSED DESIGN (SHOWN FOR ILLUSTRATIVE PURPOSES ONLY)
-  ORDER LIMITS
-  WORK CENTRELINE (APPROX.)
-  LIMIT OF DEVIATION (APPLIES TO ALL WORK NUMBERS UNLESS STATED OTHERWISE)
-  LIMIT OF DEVIATION (APPLIES TO ALL WORK NUMBERS UNLESS STATED OTHERWISE)
-  NON LINEAR WORKS
-  AREAS NOT INCLUDED WITHIN ORDER LIMITS
-  TRANSITION BETWEEN WORKS (APPROX.)
-  COMMENCEMENT/TERMINATION OF WORK (APPROX.)



0	07/05/20	DCO SUBMISSION	RP	MM	TK	DM
Rev.	Date	Description	By	Eng' Chk	Disc' Chk	App'd
Submittal						Status
DCO SUBMISSION						A3

PINS Reference Number
TR010041/APP/2.3



Project Title
A1 in Northumberland: Morpeth to Ellingham Part A

Drawing Title
**WORKS PLANS
REGULATION 5(2)(j)
SHEET 02 OF 19**

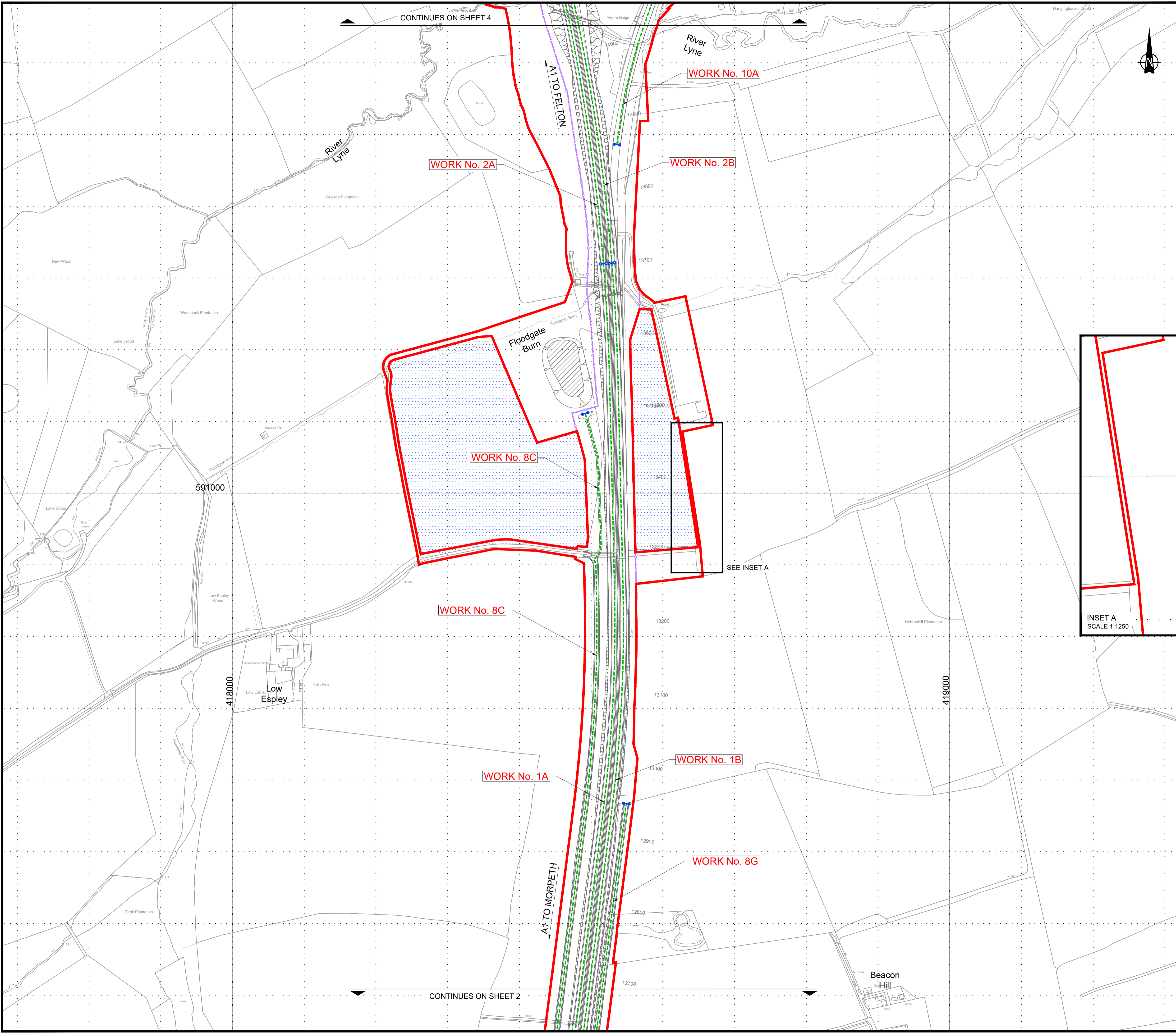
Scale	1:2500	Drawn	RP	Eng. Check	MM	Approved	TK	Authorised	DM
Original Size	A1	Date	07/05/20	Date	07/05/20	Date	07/05/20	Date	07/05/20

Drawing Number	Revision
HE551459-WSP-HGN-M2F-DR-CH-1369	0
PW Stage Code	0

CONTINUES ON SHEET 3

CONTINUES ON SHEET 1

CONTINUES ON SHEET 4

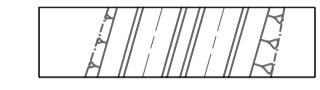










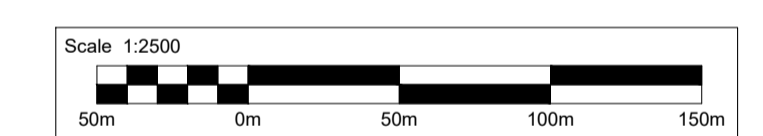
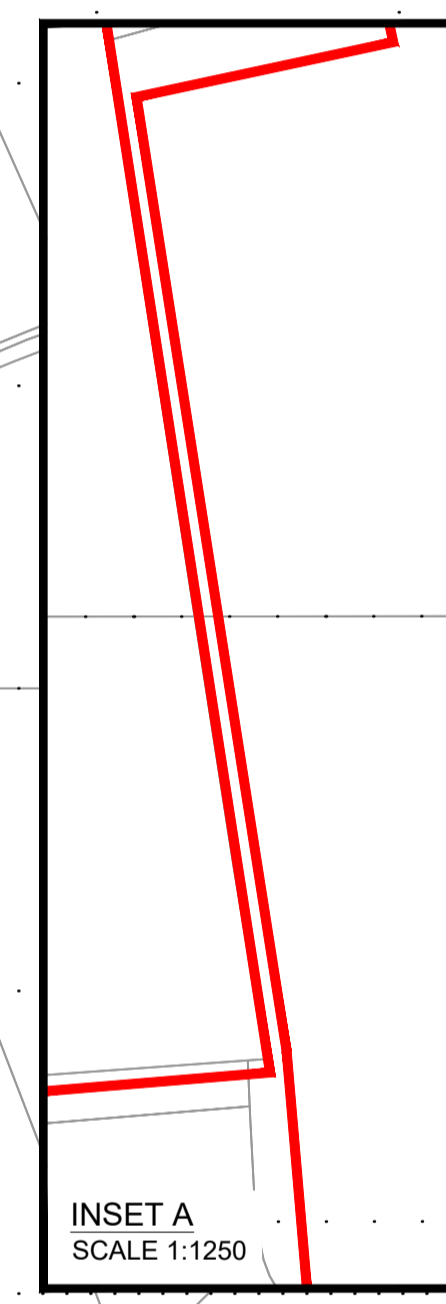
CONTINUES ON SHEET 2

NOTES:

- All dimensions and chainages are in metres unless stated otherwise.
- Works are described in Schedule 1 (Authorised Development) of the Development Consent Order (Application Document Reference: TR010041/APP/3.1).
- The proposed works shown are illustrative only and will be subject to change as part of the detailed design development. Any changes will be limited to being within the Order Limits and any other constraints included in the Development Consent Order.

KEY:

-  PROPOSED DESIGN (SHOWN FOR ILLUSTRATIVE PURPOSES ONLY)
-  ORDER LIMITS
-  WORK CENTRELINE (APPROX.)
-  LIMIT OF DEVIATION (APPLIES TO ALL WORK NUMBERS UNLESS STATED OTHERWISE)
-  LIMIT OF DEVIATION (APPLIES TO ALL WORK NUMBERS UNLESS STATED OTHERWISE)
-  NON LINEAR WORKS
-  AREAS NOT INCLUDED WITHIN ORDER LIMITS
-  TRANSITION BETWEEN WORKS (APPROX.)
-  COMMENCEMENT/TERMINATION OF WORK (APPROX.)



0	07/05/20	DCO SUBMISSION	RP	MM	TK	DM
Rev.	Date	Description	By	Eng' Chk	Disc' Chk	App'd
Subsability						Status
DCO SUBMISSION						A3

PINS Reference Number: TR010041/APP/2.3



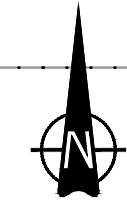
Project Title: A1 in Northumberland: Morpeth to Ellingham Part A

Drawing Title: WORKS PLANS REGULATION 5(2)(j) SHEET 03 OF 19

Scale	1:2500	Drawn	RP	Eng. Check	MM	Approved	TK	Authorised	DM
Original Size	A1	Date	07/05/20	Date	07/05/20	Date	07/05/20	Date	07/05/20

Drawing Number	HE551459-WSP-HGN-M2F-DR-CH-1370	Revision	0
PW Stage Code			0

593000



NOTES:

- All dimensions and chainages are in metres unless stated otherwise.
- Works are described in Schedule 1 (Authorised Development) of the Development Consent Order (Application Document Reference: TR010041/APP/3.1).
- The proposed works shown are illustrative only and will be subject to change as part of the detailed design development. Any changes will be limited to being within the Order Limits and any other constraints included in the Development Consent Order.

KEY:

- PROPOSED DESIGN (SHOWN FOR ILLUSTRATIVE PURPOSES ONLY)
- ORDER LIMITS
- WORK CENTRELINE (APPROX.)
- LIMIT OF DEVIATION (APPLIES TO ALL WORK NUMBERS UNLESS STATED OTHERWISE)
- NON LINEAR WORKS
- AREAS NOT INCLUDED WITHIN ORDER LIMITS
- TRANSITION BETWEEN WORKS (APPROX.)
- COMMENCEMENT/TERMINATION OF WORK (APPROX.)

LIMIT OF DEVIATION FOR WORK No. 2A, 2B, 9B, 9D & 9G

WORK No. 10B

WORK No. 9E

WORK No. 9F

WORK No. 9D

WORK No. 9C

WORK No. 9B

LIMIT OF DEVIATION FOR WORK No. 9B & 9G

WORK No. 9I

WORK No. 9G

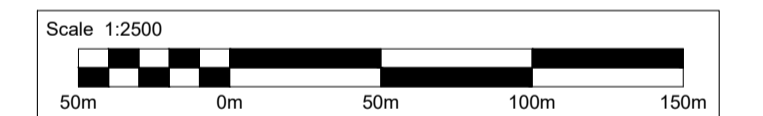
WORK No. 9H

WORK No. 9A

WORK No. 10A

SEE INSET A

SEE INSET B



INSET A
SCALE 1:1250

INSET B
SCALE 1:1250

0	07/05/20	DCO SUBMISSION	RP	MM	TK	DM
Rev.	Date	Description	By	Eng' Chk	Disc' Chk	App'd
Subsidiary						Status
DCO SUBMISSION						A3

PINS Reference Number
TR010041/APP/2.3



Project Title
A1 in Northumberland: Morpeth to Ellingham Part A

Drawing Title
**WORKS PLANS
REGULATION 5(2)(j)
SHEET 04 OF 19**

Scale	1:2500	Drawn	RP	Eng. Check	MM	Approved	TK	Authorised	DM
Original Size	A1	Date	07/05/20	Date	07/05/20	Date	07/05/20	Date	07/05/20

Drawing Number	HE551459-WSP-HGN-M2F-DR-CH-1371	Revision	0
PW Stage Code			0

A1 TO MORPETH

WORK No. 2A

WORK No. 2B

Jackson's Garage

Priest Bridge House

Tritlington Church of England First School

Welbeck House

Portland House

FENROTHER JUNCTION

Fenrother Lane (East)

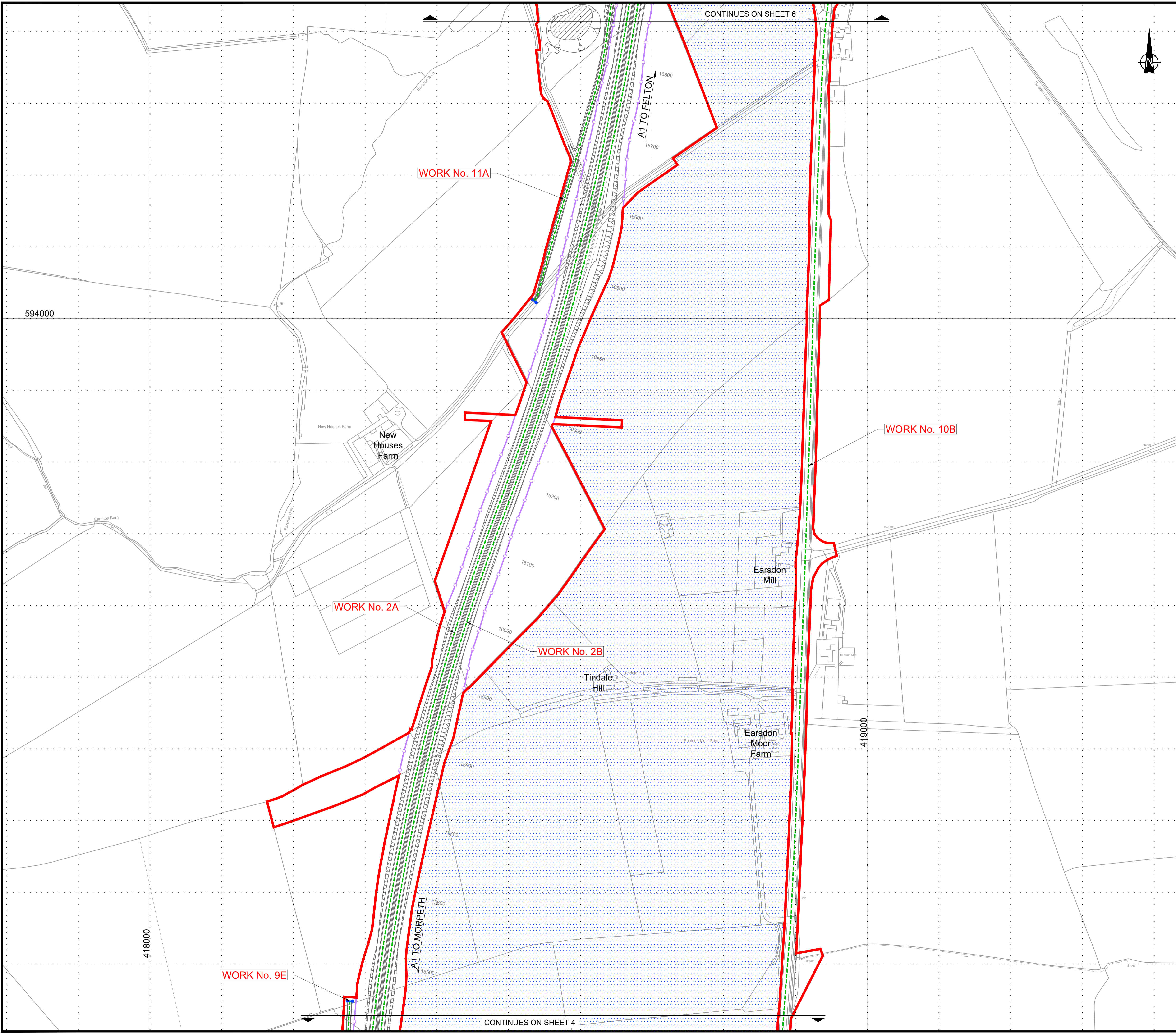
Fenrother Lane (West)

Fenrother Burn

Fenrother Lane To A697

Fenrother 592000

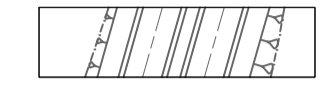





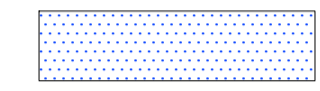


River

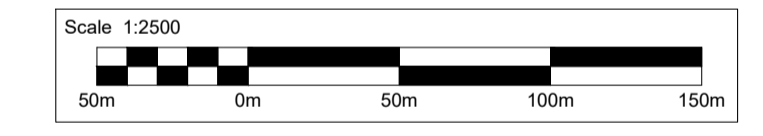


NOTES:

1. All dimensions and chainages are in metres unless stated otherwise.
2. Works are described in Schedule 1 (Authorised Development) of the Development Consent Order (Application Document Reference: TR010041/APP/3.1).
3. The proposed works shown are illustrative only and will be subject to change as part of the detailed design development. Any changes will be limited to being within the Order Limits and any other constraints included in the Development Consent Order.

KEY:

-  PROPOSED DESIGN (SHOWN FOR ILLUSTRATIVE PURPOSES ONLY)
-  ORDER LIMITS
-  WORK CENTRELINE (APPROX.)
-  LIMIT OF DEVIATION (APPLIES TO ALL WORK NUMBERS UNLESS STATED OTHERWISE)
- 
-  NON LINEAR WORKS
-  AREAS NOT INCLUDED WITHIN ORDER LIMITS
-  TRANSITION BETWEEN WORKS (APPROX.)
-  COMMENCEMENT/TERMINATION OF WORK (APPROX.)



0	07/05/20	DCO SUBMISSION	RP	MM	TK	DM
Rev.	Date	Description	By	Eng' Chk	Disc' Chk	App'd
Subsidiary						Status
DCO SUBMISSION						A3

PINS Reference Number
TR010041/APP/2.3



Project Title
A1 in Northumberland: Morpeth to Ellingham Part A

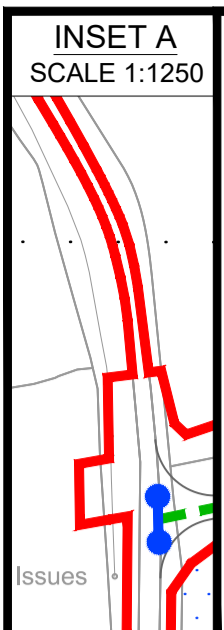
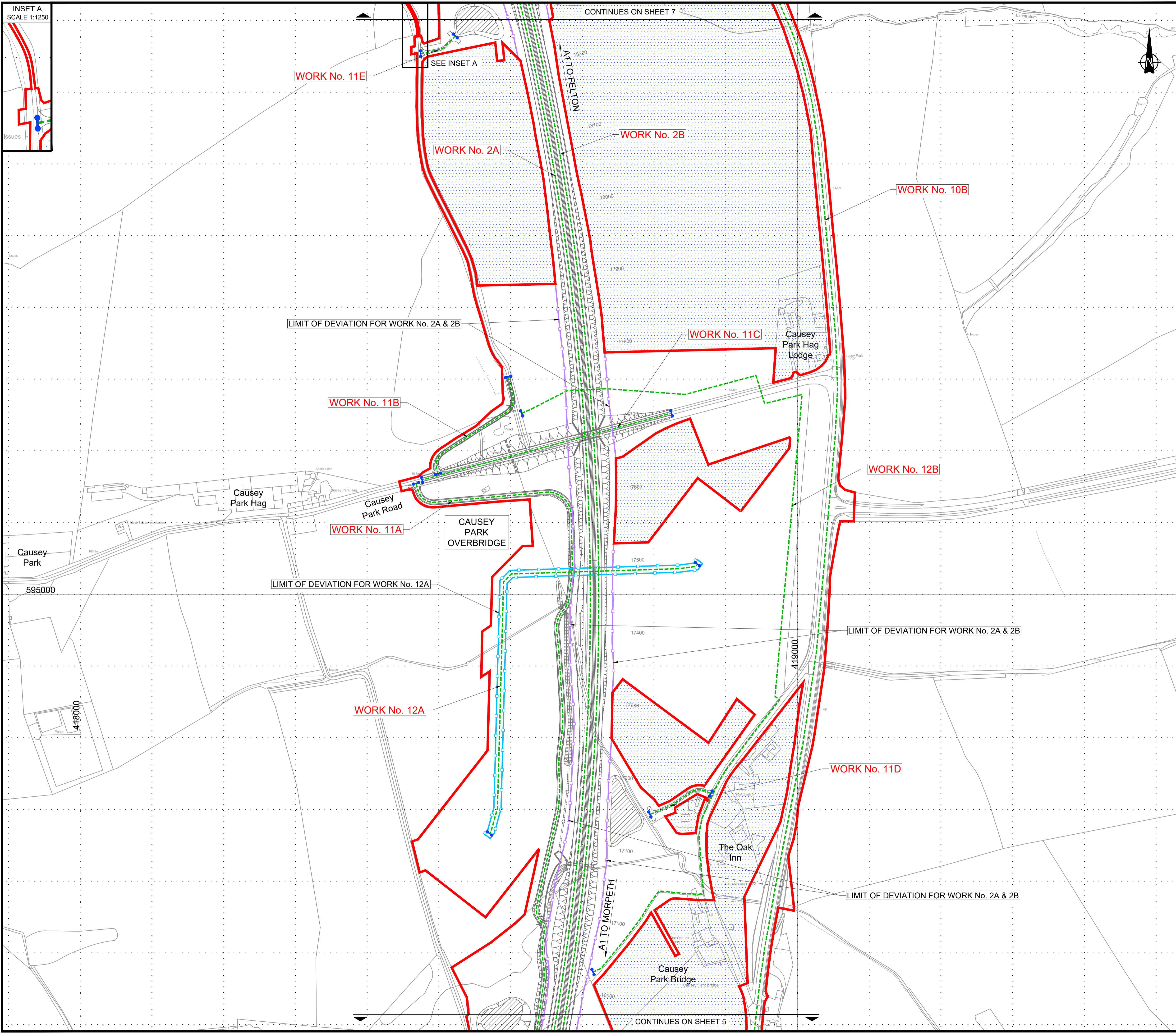
Drawing Title
**WORKS PLANS
REGULATION 5(2)(j)
SHEET 05 OF 19**

Scale	1:2500	Drawn	RP	Eng. Check	MM	Approved	TK	Authorised	DM
Original Size	A1	Date	07/05/20	Date	07/05/20	Date	07/05/20	Date	07/05/20

Drawing Number	HE551459-WSP-HGN-M2F-DR-CH-1372	Revision	0
PW Stage Code			0

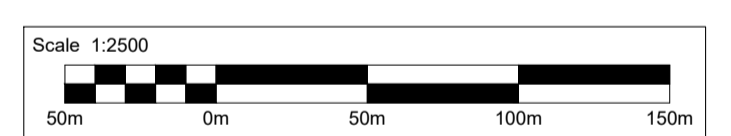
CONTINUES ON SHEET 6

CONTINUES ON SHEET 4



- NOTES:**
- All dimensions and chainages are in metres unless stated otherwise.
 - Works are described in Schedule 1 (Authorised Development) of the Development Consent Order (Application Document Reference: TR010041/APP/3.1).
 - The proposed works shown are illustrative only and will be subject to change as part of the detailed design development. Any changes will be limited to being within the Order Limits and any other constraints included in the Development Consent Order.

- KEY:**
- PROPOSED DESIGN (SHOWN FOR ILLUSTRATIVE PURPOSES ONLY)
 - ORDER LIMITS
 - WORK CENTRELINE (APPROX.)
 - LIMIT OF DEVIATION (APPLIES TO ALL WORK NUMBERS UNLESS STATED OTHERWISE)
 - LIMIT OF DEVIATION (APPLIES TO ALL WORK NUMBERS UNLESS STATED OTHERWISE)
 - NON LINEAR WORKS
 - AREAS NOT INCLUDED WITHIN ORDER LIMITS
 - TRANSITION BETWEEN WORKS (APPROX.)
 - COMMENCEMENT/TERMINATION OF WORK (APPROX.)



0	07/05/20	DCO SUBMISSION	RP	MM	TK	DM
Rev.	Date	Description	By	Eng' Chk	Disc' Chk	App'd
Substantivity						Status
DCO SUBMISSION						A3

PINS Reference Number
TR010041/APP/2.3



Project Title
A1 in Northumberland: Morpeth to Ellingham Part A

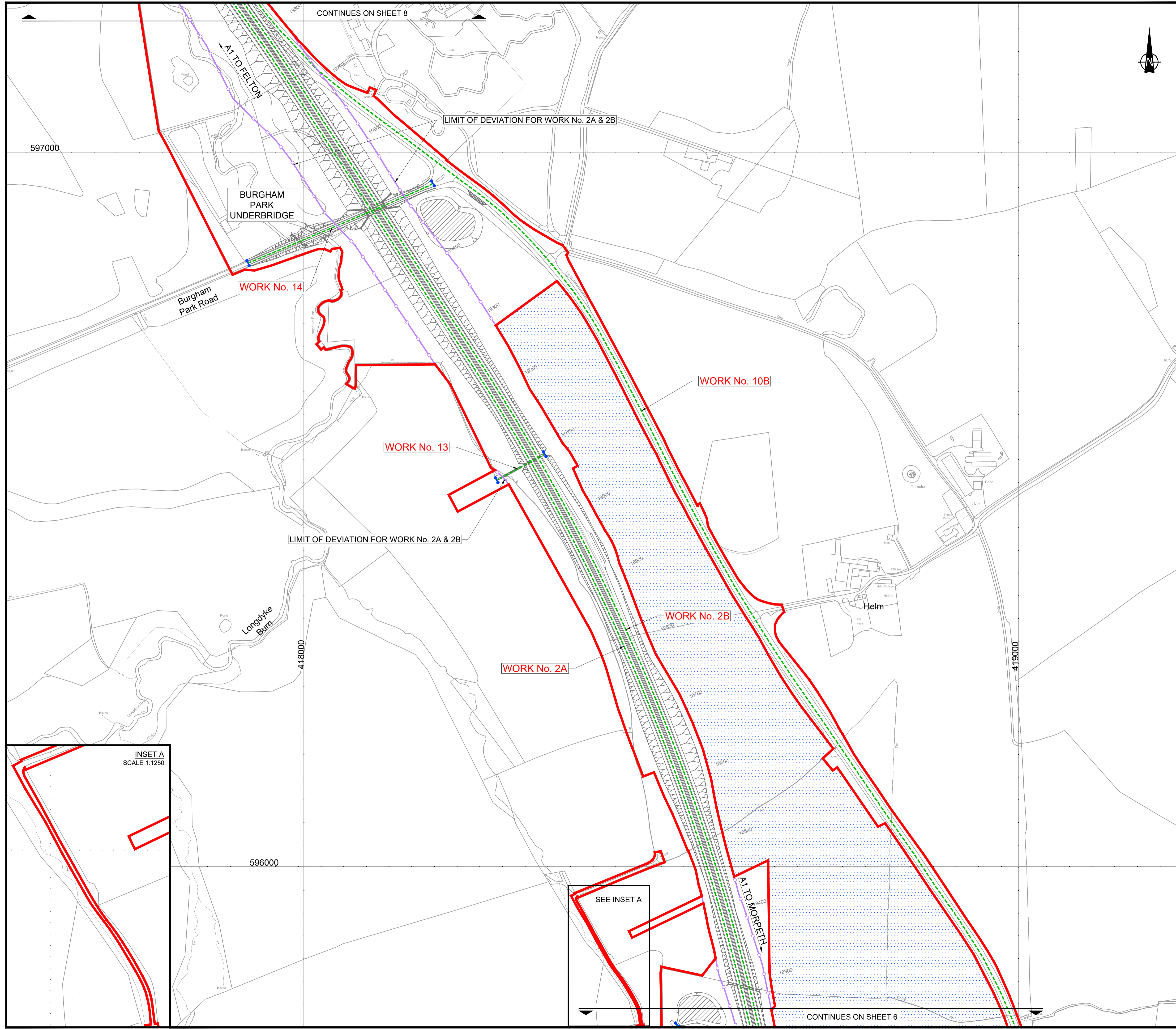
Drawing Title
**WORKS PLANS
REGULATION 5(2)(j)
SHEET 06 OF 19**

Scale	1:2500	Drawn	RP	Eng. Check	MM	Approved	TK	Authorised	DM
Original Size	A1	Date	07/05/20	Date	07/05/20	Date	07/05/20	Date	07/05/20

Drawing Number	Revision
HE551459-WSP-HGN-M2F-DR-CH-1373	0
PW Stage Code	0

CONTINUES ON SHEET 7

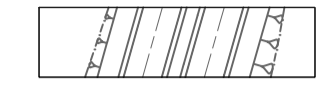








CONTINUES ON SHEET 5

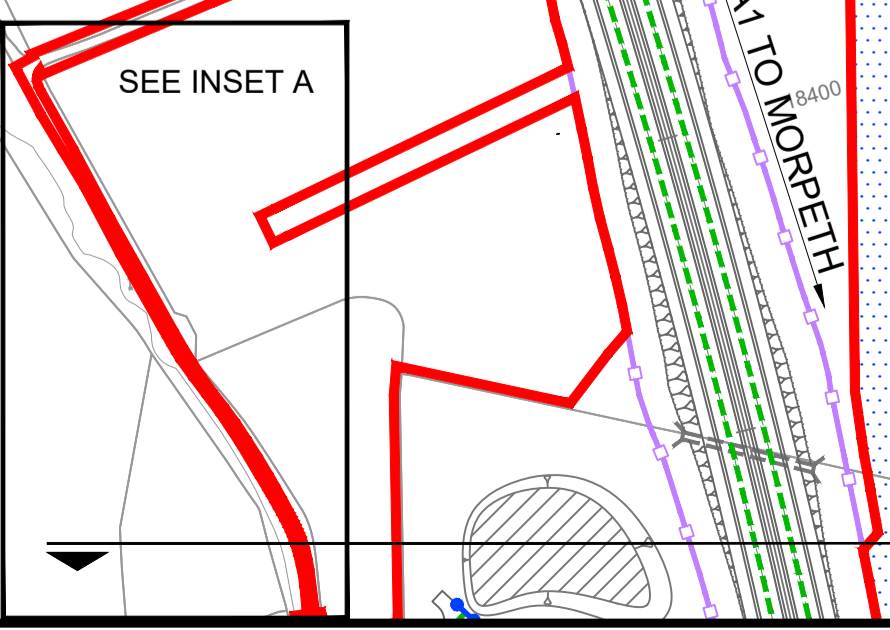
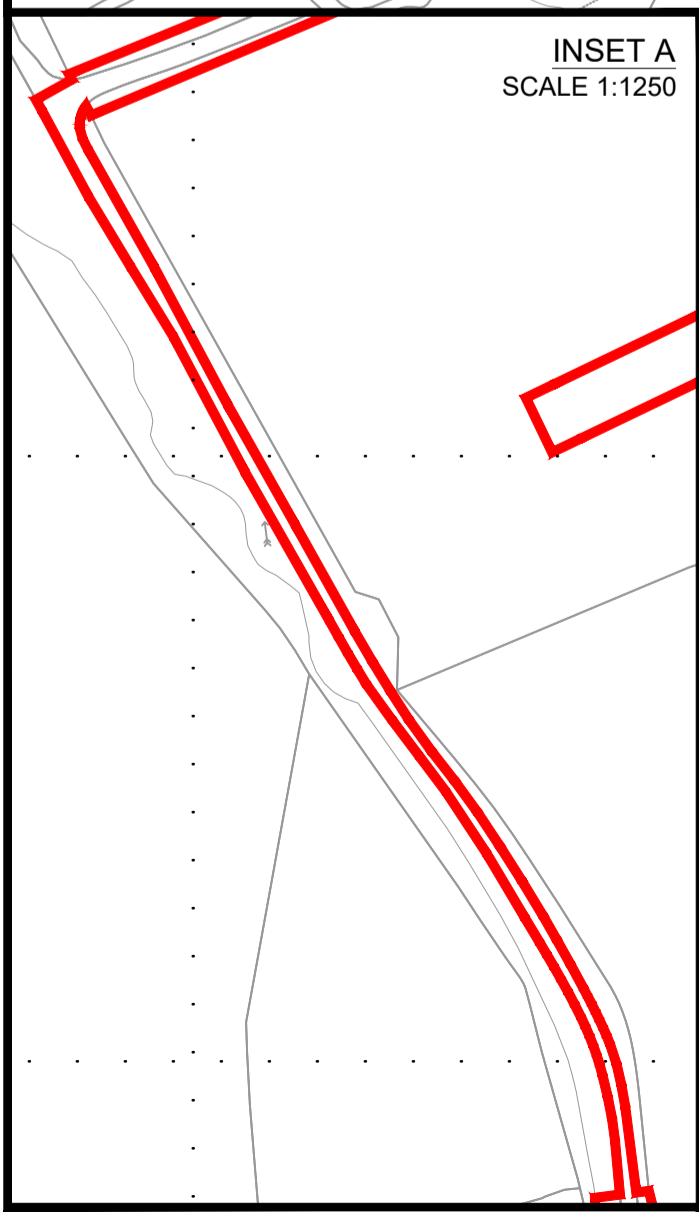
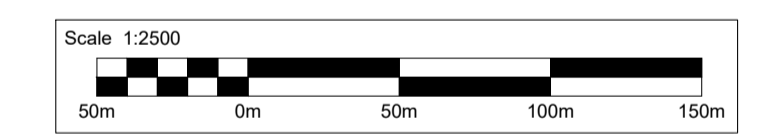



NOTES:

1. All dimensions and chainages are in metres unless stated otherwise.
2. Works are described in Schedule 1 (Authorised Development) of the Development Consent Order (Application Document Reference: TR010041/APP/3.1).
3. The proposed works shown are illustrative only and will be subject to change as part of the detailed design development. Any changes will be limited to being within the Order Limits and any other constraints included in the Development Consent Order.

KEY:

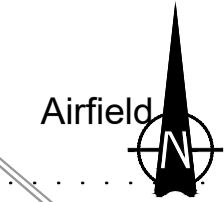
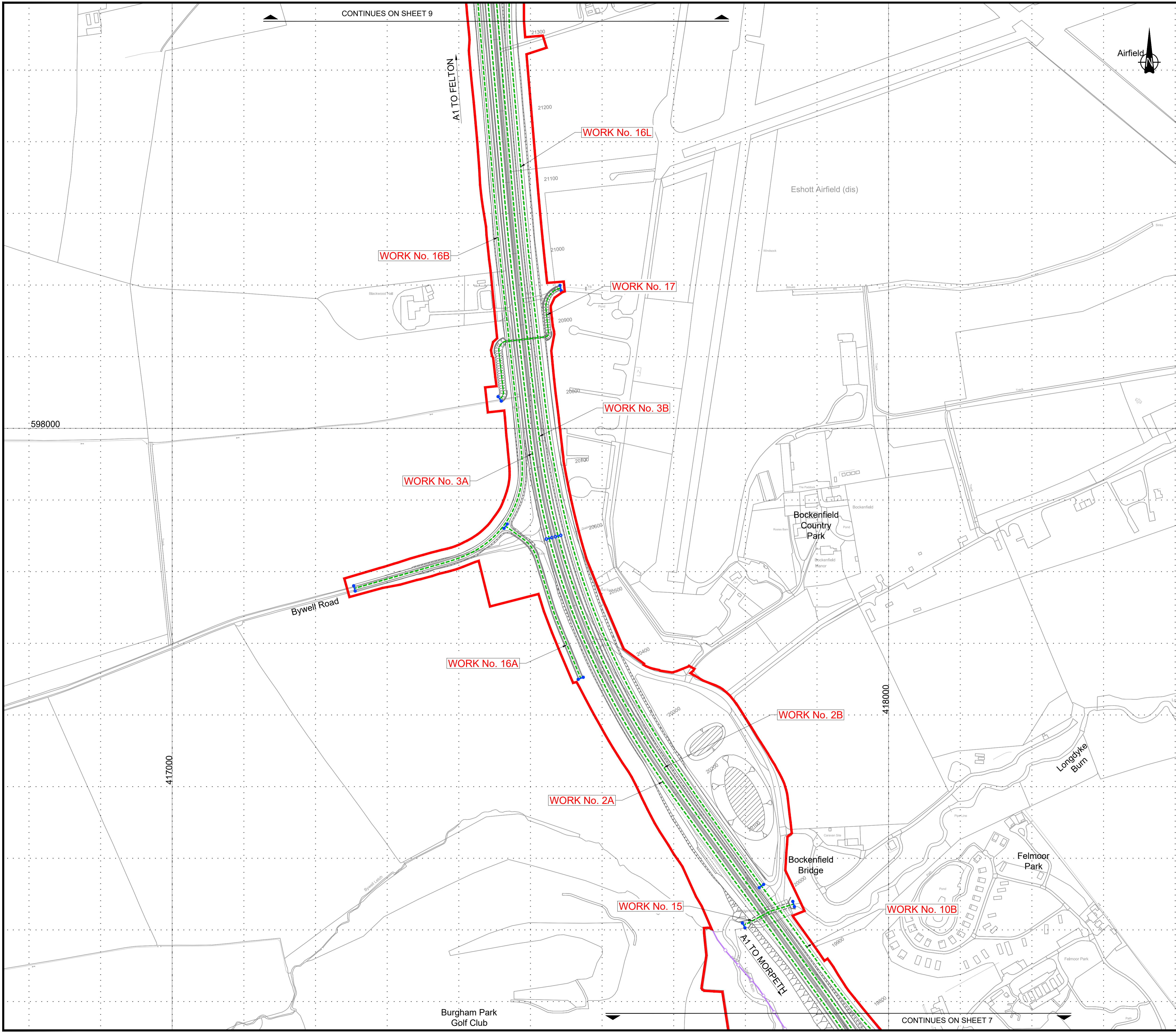
-  PROPOSED DESIGN (SHOWN FOR ILLUSTRATIVE PURPOSES ONLY)
-  ORDER LIMITS
-  WORK CENTRELINE (APPROX.)
-  LIMIT OF DEVIATION (APPLIES TO ALL WORK NUMBERS UNLESS STATED OTHERWISE)
- 
-  NON LINEAR WORKS
-  AREAS NOT INCLUDED WITHIN ORDER LIMITS
-  TRANSITION BETWEEN WORKS (APPROX.)
-  COMMENCEMENT/TERMINATION OF WORK (APPROX.)



0	07/05/20	DCO SUBMISSION	RP	MM	TK	DM
Rev.	Date	Description	By	Eng' Chk	Disc' Chk	App'd
Subsidiary						Status
DCO SUBMISSION						A3
PINS Reference Number						
TR010041/APP/2.3						
Client						
						
Project Title						
A1 in Northumberland: Morpeth to Ellingham Part A						
Drawing Title						
WORKS PLANS REGULATION 5(2)(j) SHEET 07 OF 19						
Scale	1:2500	Drawn	RP	Eng. Check	MM	Approved
Original Size	A1	Date	07/05/20	Date	07/05/20	Date
Drawing Number	HE551459-WSP-HGN-M2F-DR-CH-1374					Revision
						0
						PW Stage Code
						0

CONTINUES ON SHEET 8

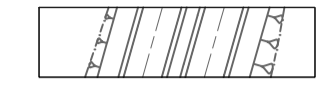





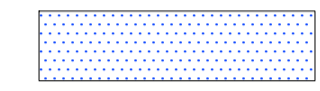


CONTINUES ON SHEET 6

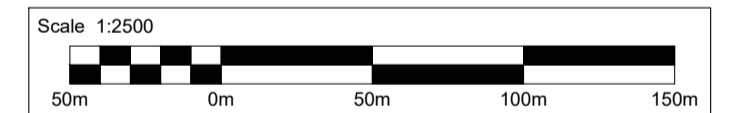


NOTES:

1. All dimensions and chainages are in metres unless stated otherwise.
2. Works are described in Schedule 1 (Authorised Development) of the Development Consent Order (Application Document Reference: TR010041/APP/3.1).
3. The proposed works shown are illustrative only and will be subject to change as part of the detailed design development. Any changes will be limited to being within the Order Limits and any other constraints included in the Development Consent Order.

KEY:

-  PROPOSED DESIGN (SHOWN FOR ILLUSTRATIVE PURPOSES ONLY)
-  ORDER LIMITS
-  WORK CENTRELINE (APPROX.)
-  LIMIT OF DEVIATION (APPLIES TO ALL WORK NUMBERS UNLESS STATED OTHERWISE)
-  LIMIT OF DEVIATION (APPLIES TO ALL WORK NUMBERS UNLESS STATED OTHERWISE)
-  NON LINEAR WORKS
-  AREAS NOT INCLUDED WITHIN ORDER LIMITS
-  TRANSITION BETWEEN WORKS (APPROX.)
-  COMMENCEMENT/TERMINATION OF WORK (APPROX.)



0	07/05/20	DCO SUBMISSION	RP	MM	TK	DM
Rev.	Date	Description	By	Eng' Chk	Disc' Chk	App'd
Submittal						Status
DCO SUBMISSION						A3

PINS Reference Number
TR010041/APP/2.3

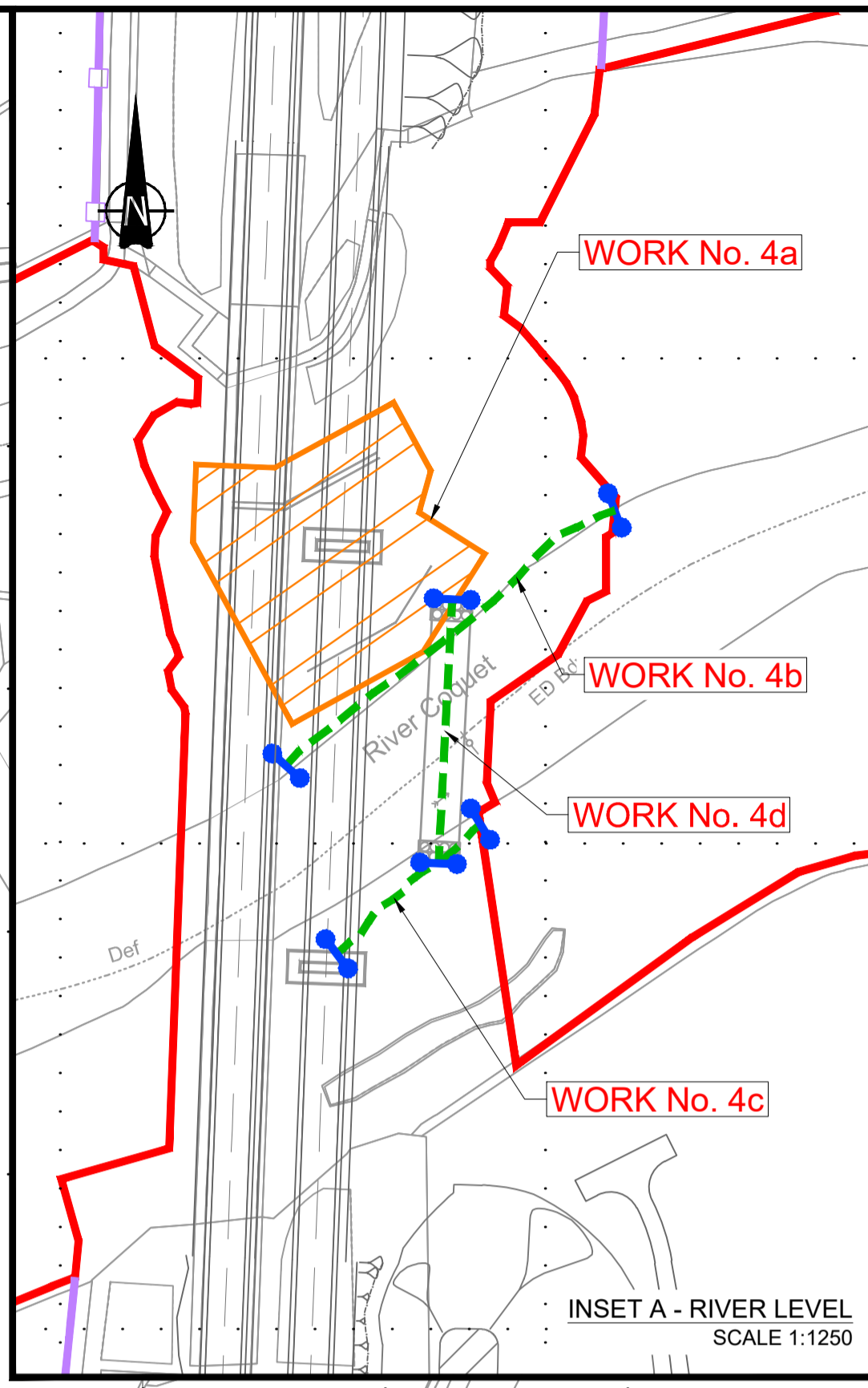
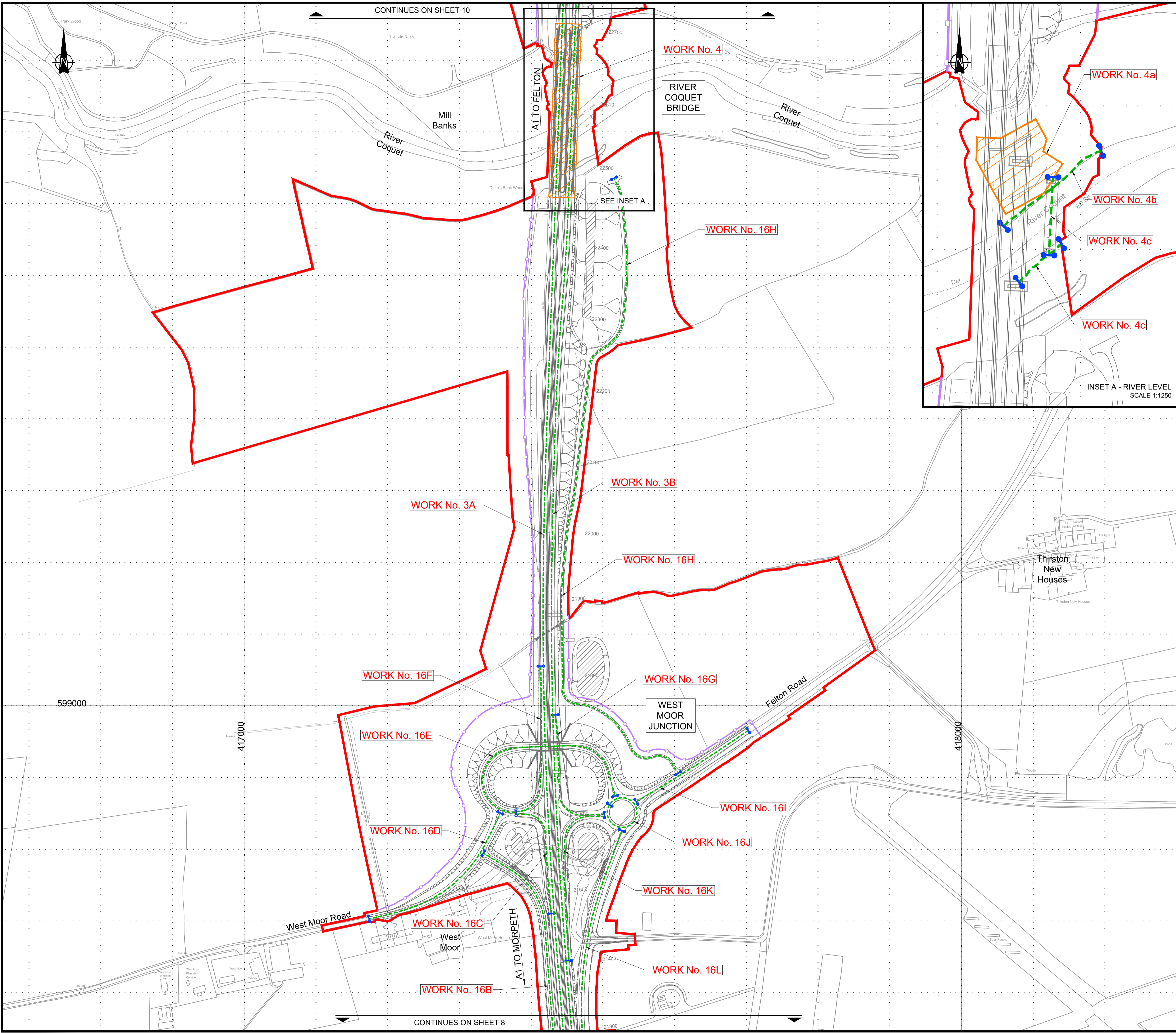


Project Title
A1 in Northumberland: Morpeth to Ellingham Part A

Drawing Title
**WORKS PLANS
REGULATION 5(2)(j)
SHEET 08 OF 19**

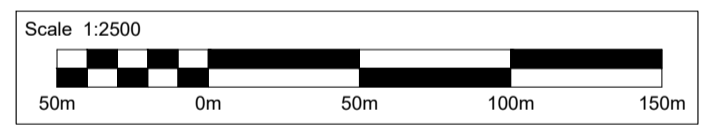
Scale	1:2500	Drawn	RP	Eng. Check	MM	Approved	TK	Authorised	DM
Original Size	A1	Date	07/05/20	Date	07/05/20	Date	07/05/20	Date	07/05/20

Drawing Number	HE551459-WSP-HGN-M2F-DR-CH-1375	Revision	0
PW Stage Code			0



- NOTES:**
- All dimensions and chainages are in metres unless stated otherwise.
 - Works are described in Schedule 1 (Authorised Development) of the Development Consent Order (Application Document Reference: TR010041/APP/3.1).
 - The proposed works shown are illustrative only and will be subject to change as part of the detailed design development. Any changes will be limited to being within the Order Limits and any other constraints included in the Development Consent Order.

- KEY:**
- PROPOSED DESIGN (SHOWN FOR ILLUSTRATIVE PURPOSES ONLY)
 - ORDER LIMITS
 - WORK CENTRELINE (APPROX.)
 - LIMIT OF DEVIATION (APPLIES TO ALL WORK NUMBERS UNLESS STATED OTHERWISE)
 - TRANSITION BETWEEN WORKS (APPROX.)
 - COMMENCEMENT/TERMINATION OF WORK (APPROX.)
 - NON LINEAR WORKS
 - AREAS NOT INCLUDED WITHIN ORDER LIMITS



Rev.	Date	Description	By	Eng' Chk	Disc' Chk	App'd
1	12/03/21	EXAMINATION DEADLINE 04 UPDATE	DD	MM	TK	DM
0	07/05/20	DCO SUBMISSION	RP	MM	TK	DM

Sustainability: DCO SUBMISSION Status: A3

PINS Reference Number: TR010041/APP/2.3



Project Title: A1 in Northumberland: Morpeth to Ellingham Part A

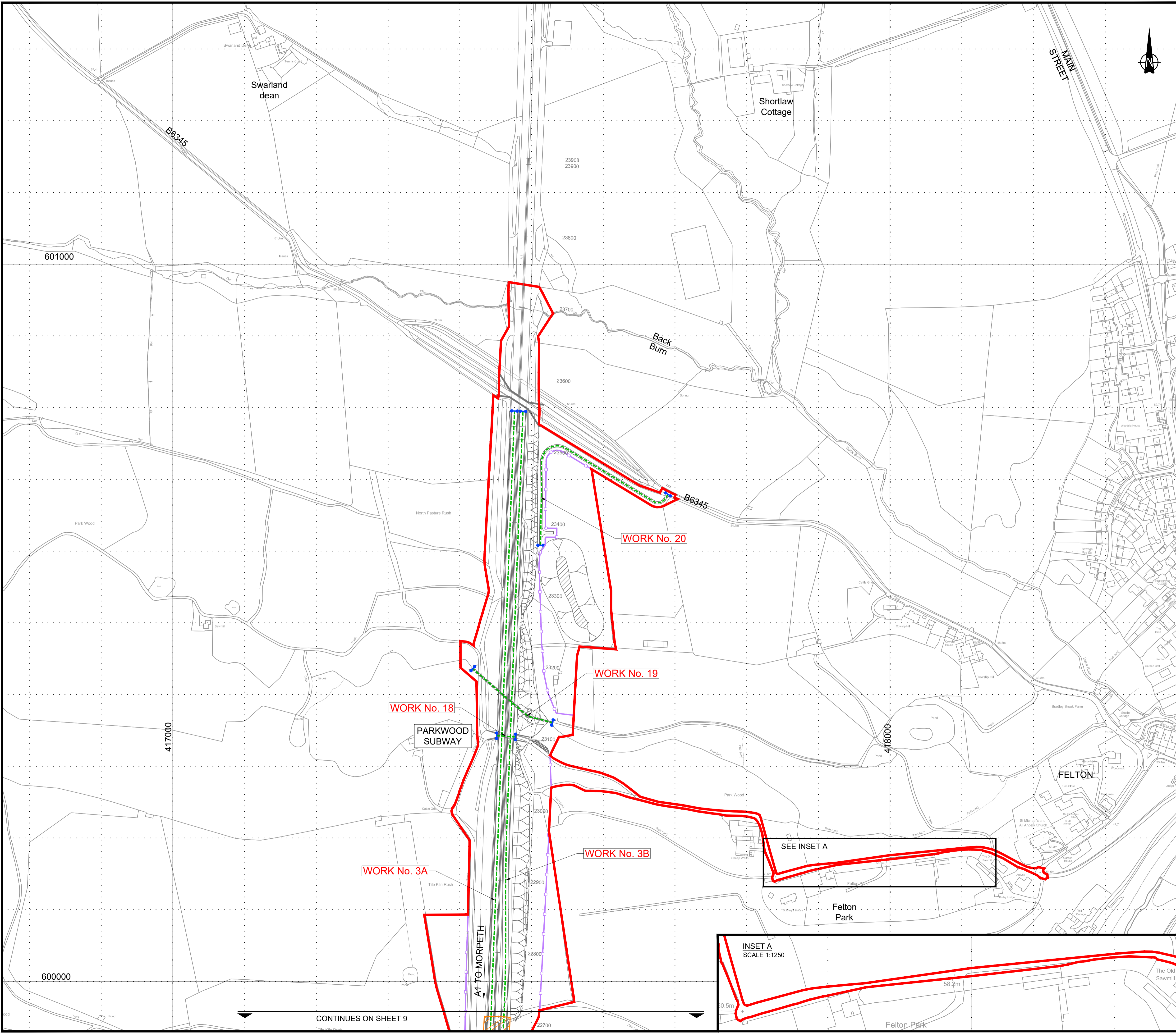
Drawing Title: WORKS PLANS REGULATION 5(2)(j) SHEET 09 OF 19

Scale	Drawn	Eng. Check	Approved	Authorised
1:2500	DD	MM	TK	DM
Original Size	Date	Date	Date	Date
A1	12/03/21	12/03/21	12/03/21	12/03/21

Drawing Number: HE551459-WSP-HGN-M2F-DR-CH-1376
 Revision: 1
 PW Stage Code: 0

CONTINUES ON SHEET 10

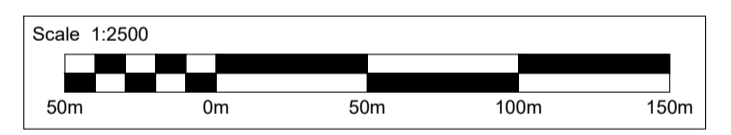
CONTINUES ON SHEET 8



- NOTES:**
- All dimensions and chainages are in metres unless stated otherwise.
 - Works are described in Schedule 1 (Authorised Development) of the Development Consent Order (Application Document Reference: TR010041/APP/3.1).
 - The proposed works shown are illustrative only and will be subject to change as part of the detailed design development. Any changes will be limited to being within the Order Limits and any other constraints included in the Development Consent Order.

KEY:

- PROPOSED DESIGN (SHOWN FOR ILLUSTRATIVE PURPOSES ONLY)
- ORDER LIMITS
- WORK CENTRELINE (APPROX.)
- LIMIT OF DEVIATION (APPLIES TO ALL WORK NUMBERS UNLESS STATED OTHERWISE)
- COMMENCEMENT/TERMINATION OF WORK (APPROX.)
- TRANSITION BETWEEN WORKS (APPROX.)
- NON LINEAR WORKS
- AREAS NOT INCLUDED WITHIN ORDER LIMITS



Rev.	Date	Description	By	Eng' Chk	Disc' Chk	App'd
0	07/05/20	DCO SUBMISSION		RP	MM	TK DM
Subsidiary						Status
DCO SUBMISSION						A3

PINS Reference Number
TR010041/APP/2.3

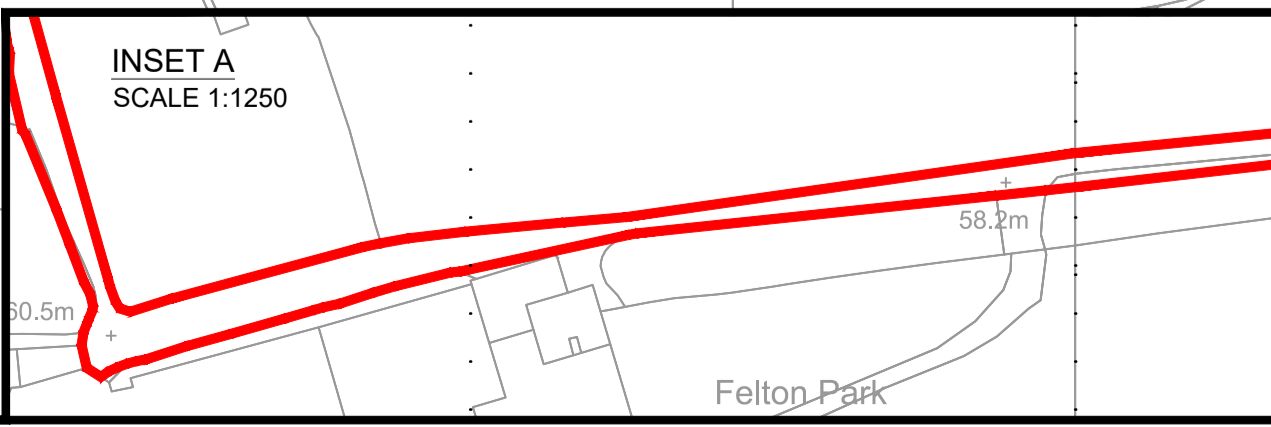
Client

Project Title
A1 in Northumberland: Morpeth to Ellingham Part A

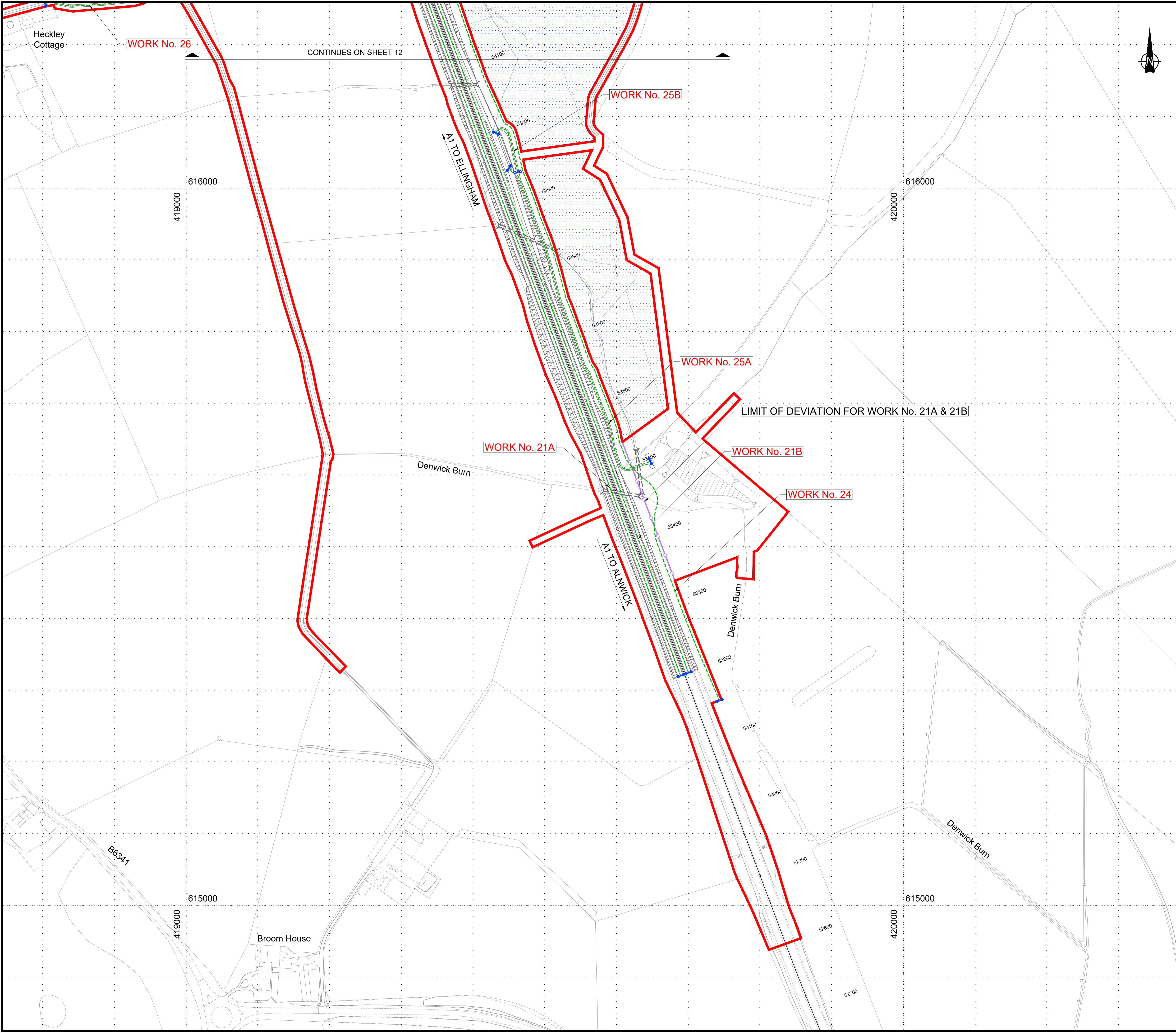
Drawing Title
**WORKS PLANS
REGULATION 5(2)(j)
SHEET 10 OF 19**

Scale	1:2500	Drawn	RP	Eng. Check	MM	Approved	TK	Authorised	DM
Original Size	A1	Date	07/05/20	Date	07/05/20	Date	07/05/20	Date	07/05/20

Drawing Number	HE551459-WSP-HGN-M2F-DR-CH-1377	Revision	0
PW Stage Code			0

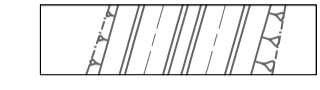










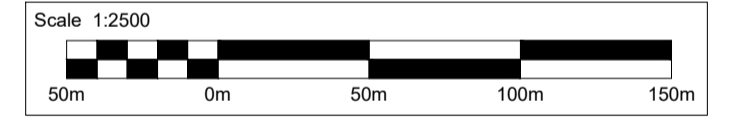
CONTINUES ON SHEET 9



NOTES:

- All dimensions and chainages are in metres unless stated otherwise.
- Works are described in Schedule 1 (Authorised Development) of the Development Consent Order (Application Document Reference: TR010041/APP/3.1).
- The proposed works shown are illustrative only and will be subject to change as part of the detailed design development. Any changes will be limited to being within the Order Limits and any other constraints included in the Development Consent Order.

- KEY:**
-  PROPOSED DESIGN (SHOWN FOR ILLUSTRATIVE PURPOSES ONLY)
 -  ORDER LIMITS
 -  WORK CENTRELINE (APPROX.)
 -  LIMIT OF DEVIATION (APPLIES TO ALL WORK NUMBERS UNLESS STATED OTHERWISE)
 -  LIMIT OF DEVIATION (APPLIES TO ALL WORK NUMBERS UNLESS STATED OTHERWISE)
 -  NON LINEAR WORKS
 -  AREAS NOT INCLUDED WITHIN ORDER LIMITS
 -  TRANSITION BETWEEN WORKS (APPROX.)
 -  COMMENCEMENT/TERMINATION OF WORK (APPROX.)



0	07/05/20	DCO SUBMISSION	RP	TO	TK	DM
Rev.	Date	Description	By	Eng' Chk	Disc' Chk	App'd
Subsidiary						Status
DCO SUBMISSION						A3

PINS Reference Number: **TR010041/APP/2.3**

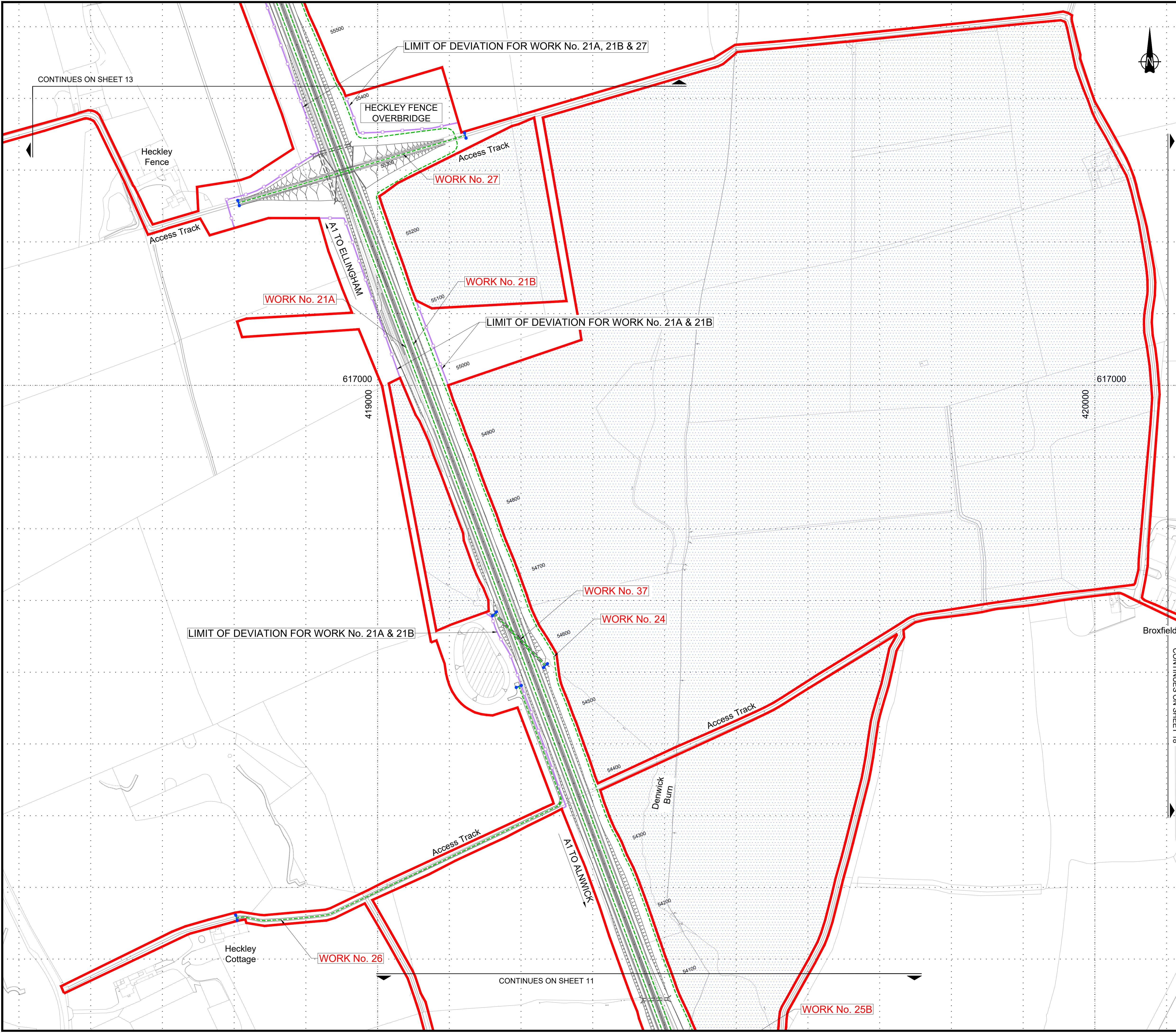


Project Title: **A1 in Northumberland: Morpeth to Elingham Part B**

Drawing Title: **WORKS PLANS REGULATION 5(2)(j) SHEET 11 OF 19**

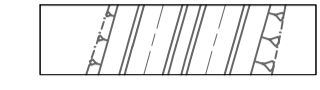








Scale	1:2500	Drawn	RP	Eng. Check	TO	Approved	TK	Authorised	DM
Original Size	A1	Date	07/05/20	Date	07/05/20	Date	07/05/20	Date	07/05/20

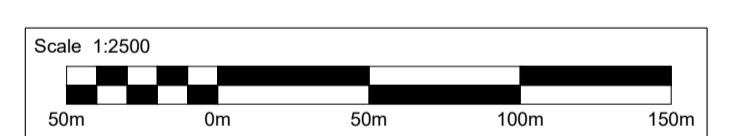
Drawing Number	HE551459-WSP-GEN-A2E-DR-CH-02301	Revision	0
PW Stage Code		Revision	0



NOTES:

- All dimensions and chainages are in metres unless stated otherwise.
- Works are described in Schedule 1 (Authorised Development) of the Development Consent Order (Application Document Reference: TR010041/APP/3.1).
- The proposed works shown are illustrative only and will be subject to change as part of the detailed design development. Any changes will be limited to being within the Order Limits and any other constraints included in the Development Consent Order.

- KEY:**
-  PROPOSED DESIGN (SHOWN FOR ILLUSTRATIVE PURPOSES ONLY)
 -  ORDER LIMITS
 -  WORK CENTRELINE (APPROX.)
 -  LIMIT OF DEVIATION (APPLIES TO ALL WORK NUMBERS UNLESS STATED OTHERWISE)
 -  LIMIT OF DEVIATION (APPLIES TO ALL WORK NUMBERS UNLESS STATED OTHERWISE)
 -  NON LINEAR WORKS
 -  AREAS NOT INCLUDED WITHIN ORDER LIMITS
 -  TRANSITION BETWEEN WORKS (APPROX.)
 -  COMMENCEMENT/TERMINATION OF WORK (APPROX.)



0	07/05/20	DCO SUBMISSION	RP	TO	TK	DM
Rev.	Date	Description	By	Eng' Chk	Disc' Chk	App'd
Substantivity						Status
DCO SUBMISSION						A3

PINS Reference Number: TR010041/APP/2.3



Project Title: A1 in Northumberland: Morpeth to Ellingham Part B

Drawing Title: WORKS PLANS REGULATION 5(2)(j) SHEET 12 OF 19

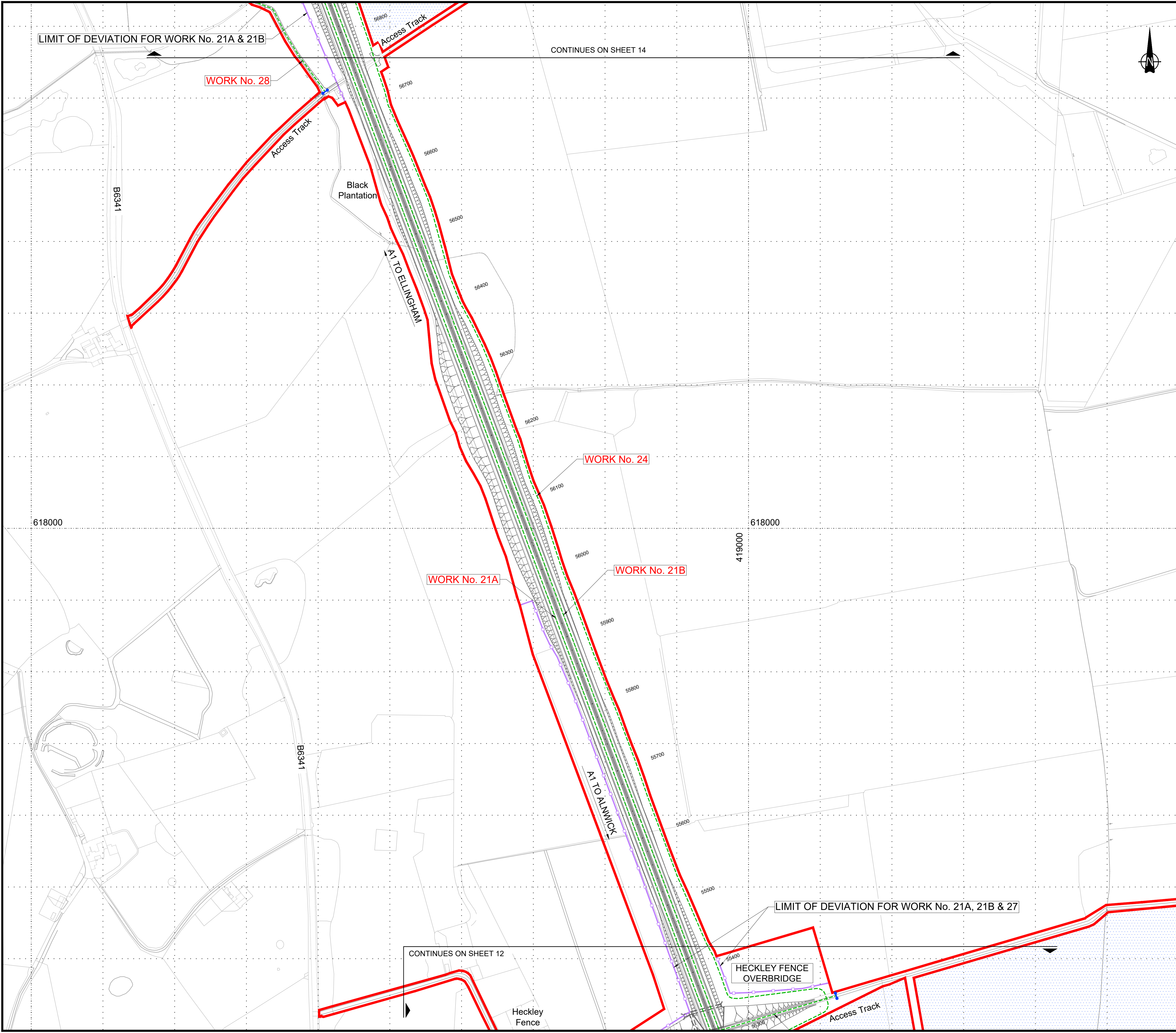
Scale	1:2500	Drawn	RP	Eng. Check	TO	Approved	TK	Authorised	DM
Original Size	A1	Date	07/05/20	Date	07/05/20	Date	07/05/20	Date	07/05/20

Drawing Number	HE51459-WSP-GEN-A2E-DR-CH-02302	Revision	0
PW Stage Code			0

CONTINUES ON SHEET 13

CONTINUES ON SHEET 11

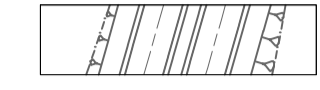








CONTINUES ON SHEET 18

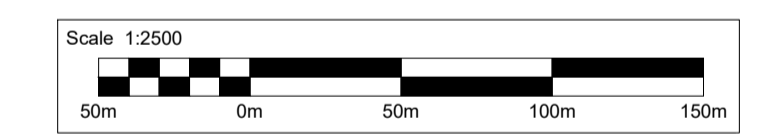


NOTES:

1. All dimensions and chainages are in metres unless stated otherwise.
2. Works are described in Schedule 1 (Authorised Development) of the Development Consent Order (Application Document Reference: TR010041/APP/3.1).
3. The proposed works shown are illustrative only and will be subject to change as part of the detailed design development. Any changes will be limited to being within the Order Limits and any other constraints included in the Development Consent Order.

KEY:

-  PROPOSED DESIGN (SHOWN FOR ILLUSTRATIVE PURPOSES ONLY)
-  ORDER LIMITS
-  WORK CENTRELINE (APPROX.)
-  LIMIT OF DEVIATION (APPLIES TO ALL WORK NUMBERS UNLESS STATED OTHERWISE)
-  LIMIT OF DEVIATION (APPLIES TO ALL WORK NUMBERS UNLESS STATED OTHERWISE)
-  NON LINEAR WORKS
-  AREAS NOT INCLUDED WITHIN ORDER LIMITS
-  TRANSITION BETWEEN WORKS (APPROX.)
-  COMMENCEMENT/TERMINATION OF WORK (APPROX.)



0	07/05/20	DCO SUBMISSION	RP	TO	TK	DM
Rev.	Date	Description	By	Eng' Chk	Disc' Chk	App'd
Subsidiary						Status
DCO SUBMISSION						A3

PINS Reference Number **TR010041/APP/2.3**



Project Title **A1 in Northumberland: Morpeth to Ellingham Part B**

Drawing Title **WORKS PLANS REGULATION 5(2)(j) SHEET 13 OF 19**

Scale	1:2500	Drawn	RP	Eng. Check	TO	Approved	TK	Authorised	DM
Original Size	A1	Date	07/05/20	Date	07/05/20	Date	07/05/20	Date	07/05/20

Drawing Number	HE551459-WSP-GEN-A2E-DR-CH-02303	Revision	0
PW Stage Code			0

LIMIT OF DEVIATION FOR WORK No. 21A & 21B

CONTINUES ON SHEET 14

WORK No. 28

Black Plantation

A1 TO ELLINGHAM

WORK No. 24

WORK No. 21A

WORK No. 21B

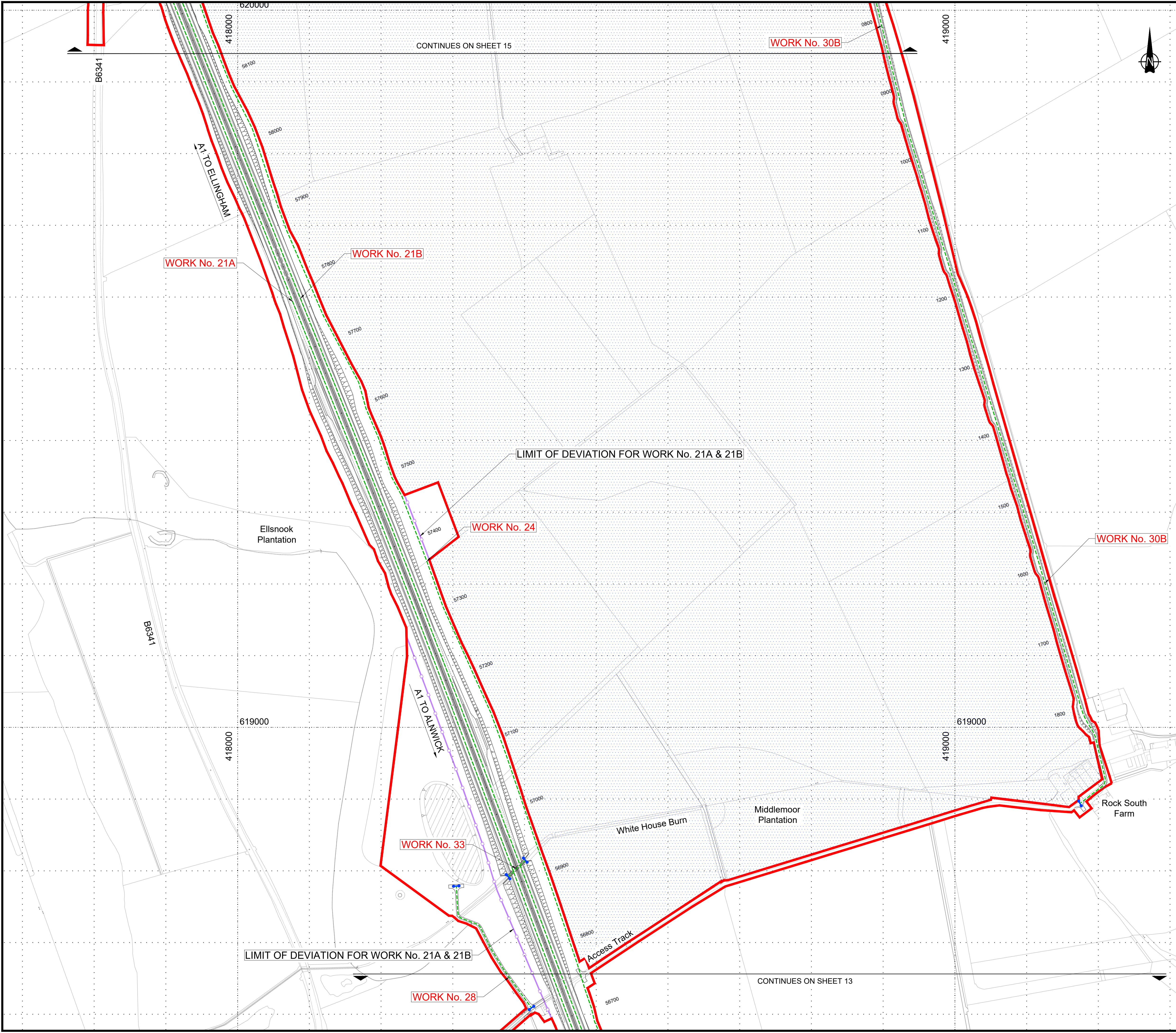
A1 TO ALWICK

LIMIT OF DEVIATION FOR WORK No. 21A, 21B & 27

HECKLEY FENCE OVERBRIDGE

HECKLEY FENCE

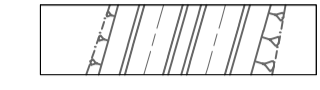








CONTINUES ON SHEET 12

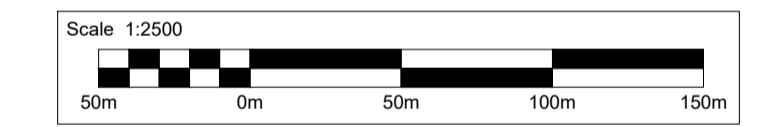


NOTES:

1. All dimensions and chainages are in metres unless stated otherwise.
2. Works are described in Schedule 1 (Authorised Development) of the Development Consent Order (Application Document Reference: TR010041/APP/3.1).
3. The proposed works shown are illustrative only and will be subject to change as part of the detailed design development. Any changes will be limited to being within the Order Limits and any other constraints included in the Development Consent Order.

KEY:

-  PROPOSED DESIGN (SHOWN FOR ILLUSTRATIVE PURPOSES ONLY)
-  ORDER LIMITS
-  WORK CENTRELINE (APPROX.)
-  LIMIT OF DEVIATION (APPLIES TO ALL WORK NUMBERS UNLESS STATED OTHERWISE)
-  LIMIT OF DEVIATION (APPLIES TO ALL WORK NUMBERS UNLESS STATED OTHERWISE)
-  NON LINEAR WORKS
-  AREAS NOT INCLUDED WITHIN ORDER LIMITS
-  TRANSITION BETWEEN WORKS (APPROX.)
-  COMMENCEMENT/TERMINATION OF WORK (APPROX.)



0	07/05/20	DCO SUBMISSION	RP	TO	TK	DM
Rev.	Date	Description	By	Eng' Chk	Disc' Chk	App'd
Subsidiary						Status
DCO SUBMISSION						A3

PINS Reference Number **TR010041/APP/2.3**



Project Title **A1 in Northumberland: Morpeth to Ellingham Part B**

Drawing Title **WORKS PLANS REGULATION 5(2)(j) SHEET 14 OF 19**

Scale	1:2500	Drawn	RP	Eng. Check	TO	Approved	TK	Authorised	DM
Original Size	A1	Date	07/05/20	Date	07/05/20	Date	07/05/20	Date	07/05/20

Drawing Number	HE551459-WSP-GEN-A2E-DR-CH-02304	Revision	0
PW Stage Code			0

CONTINUES ON SHEET 15

WORK No. 30B

WORK No. 21A

WORK No. 21B

WORK No. 24

WORK No. 30B

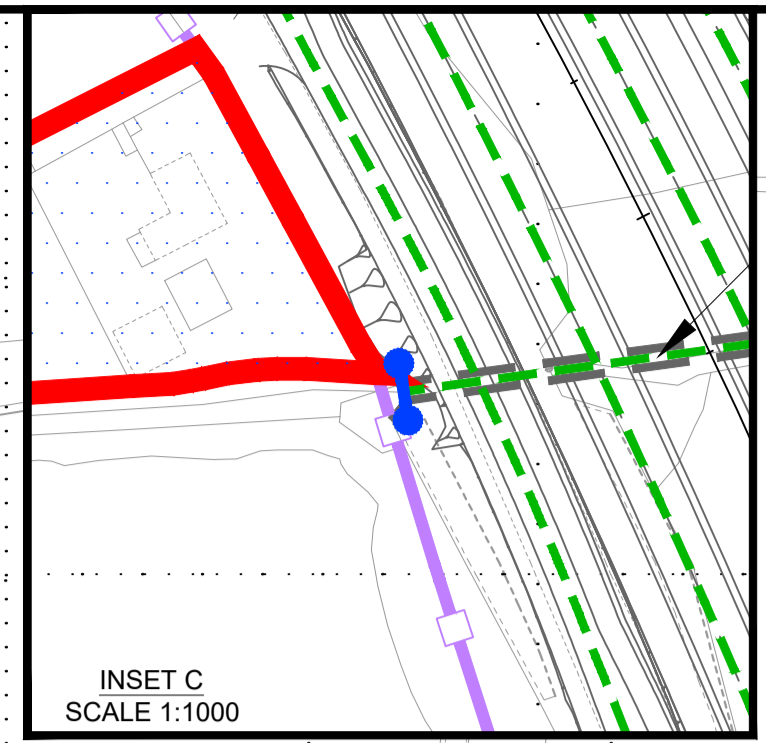
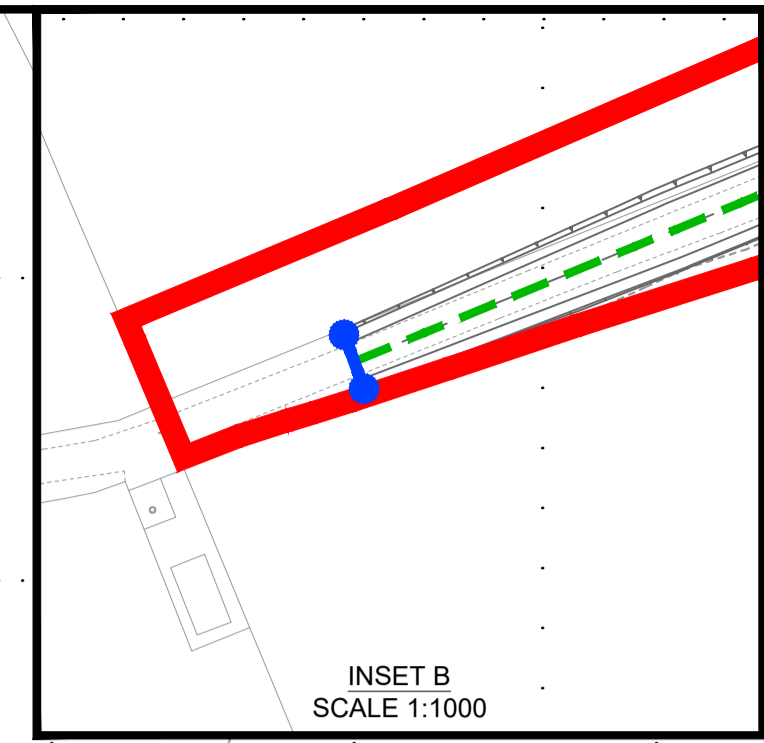
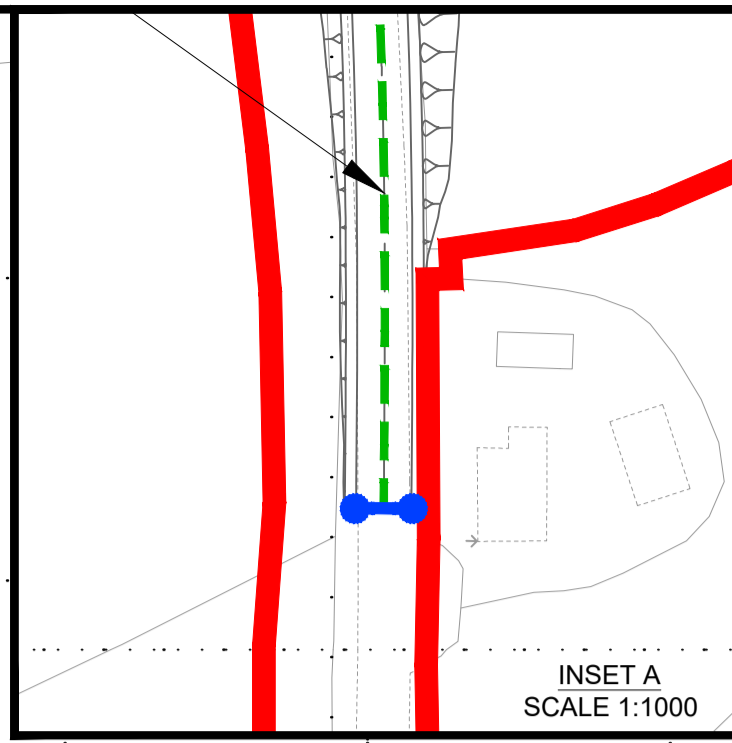
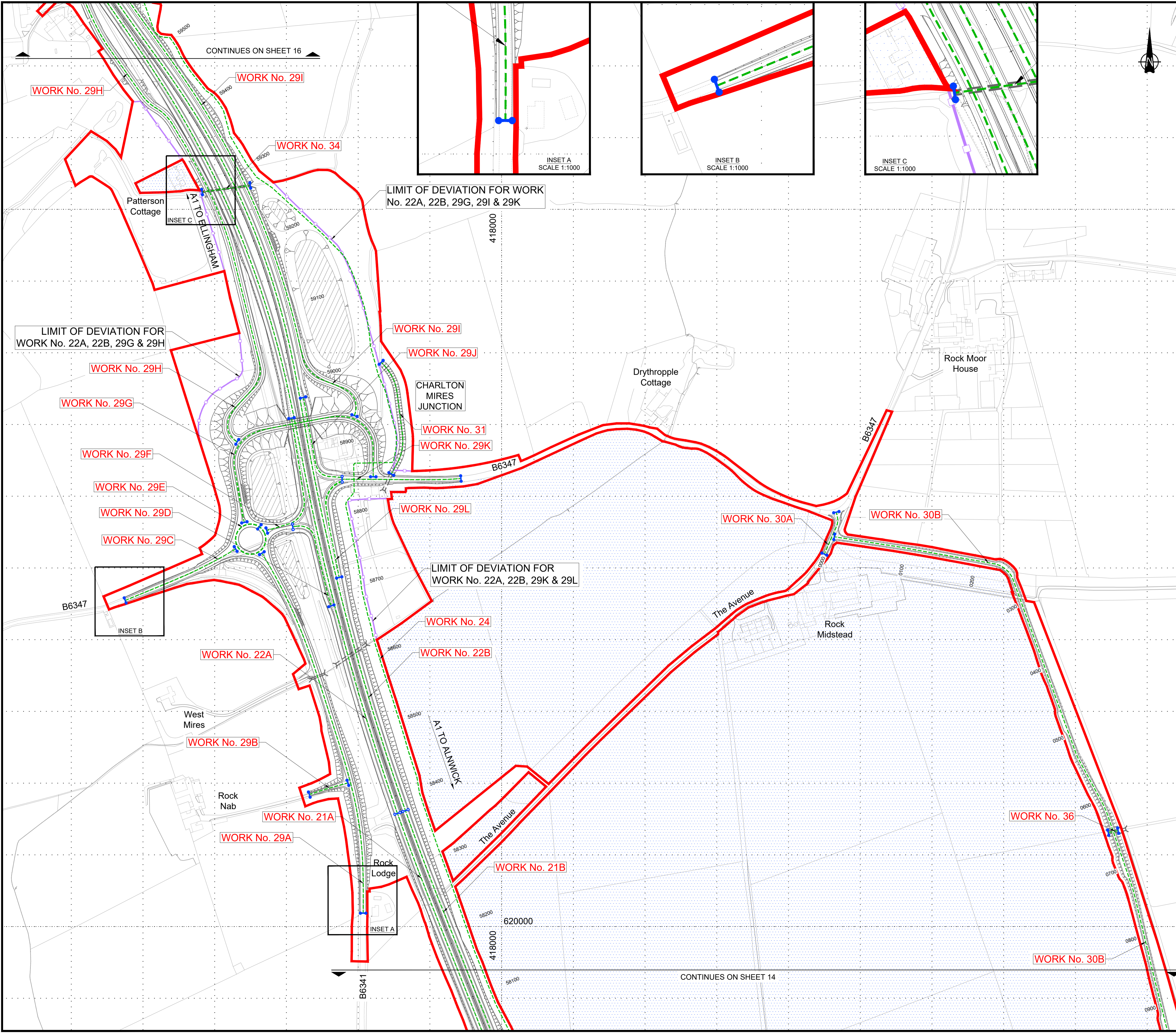
WORK No. 33

WORK No. 28

LIMIT OF DEVIATION FOR WORK No. 21A & 21B

LIMIT OF DEVIATION FOR WORK No. 21A & 21B

CONTINUES ON SHEET 13

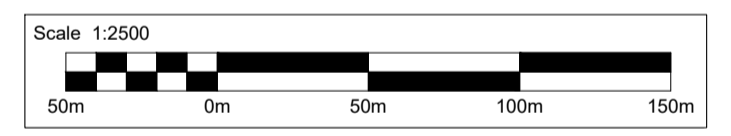


NOTES:

- All dimensions and chainages are in metres unless stated otherwise.
- Works are described in Schedule 1 (Authorised Development) of the Development Consent Order (Application Document Reference: TR010041/APP/3.1).
- The proposed works shown are illustrative only and will be subject to change as part of the detailed design development. Any changes will be limited to being within the Order Limits and any other constraints included in the Development Consent Order.

KEY:

- PROPOSED DESIGN (SHOWN FOR ILLUSTRATIVE PURPOSES ONLY)
- ORDER LIMITS
- WORK CENTRELINE (APPROX.)
- LIMIT OF DEVIATION (APPLIES TO ALL WORK NUMBERS UNLESS STATED OTHERWISE)
- NON LINEAR WORKS
- AREAS NOT INCLUDED WITHIN ORDER LIMITS
- TRANSITION BETWEEN WORKS (APPROX.)
- COMMENCEMENT/TERMINATION OF WORK (APPROX.)



Rev.	Date	Description	By	Eng' Chk	Disc' Chk	App'd
1	04/05/21	CHANGES TO EAST & WEST LINKHALL ROADS, SHIPPERTON BURN, DB27, DB27A AND ORDER LIMITS FOR DEADLINE 06	TO	MM	TK	DM
0	07/05/20	DCO SUBMISSION	RP	TO	TK	DM

Subsidiary	DCO SUBMISSION	Status	A3
------------	----------------	--------	----

PINS Reference Number: TR010041/APP/2.3



Project Title: A1 in Northumberland: Morpeth to Ellingham Part B

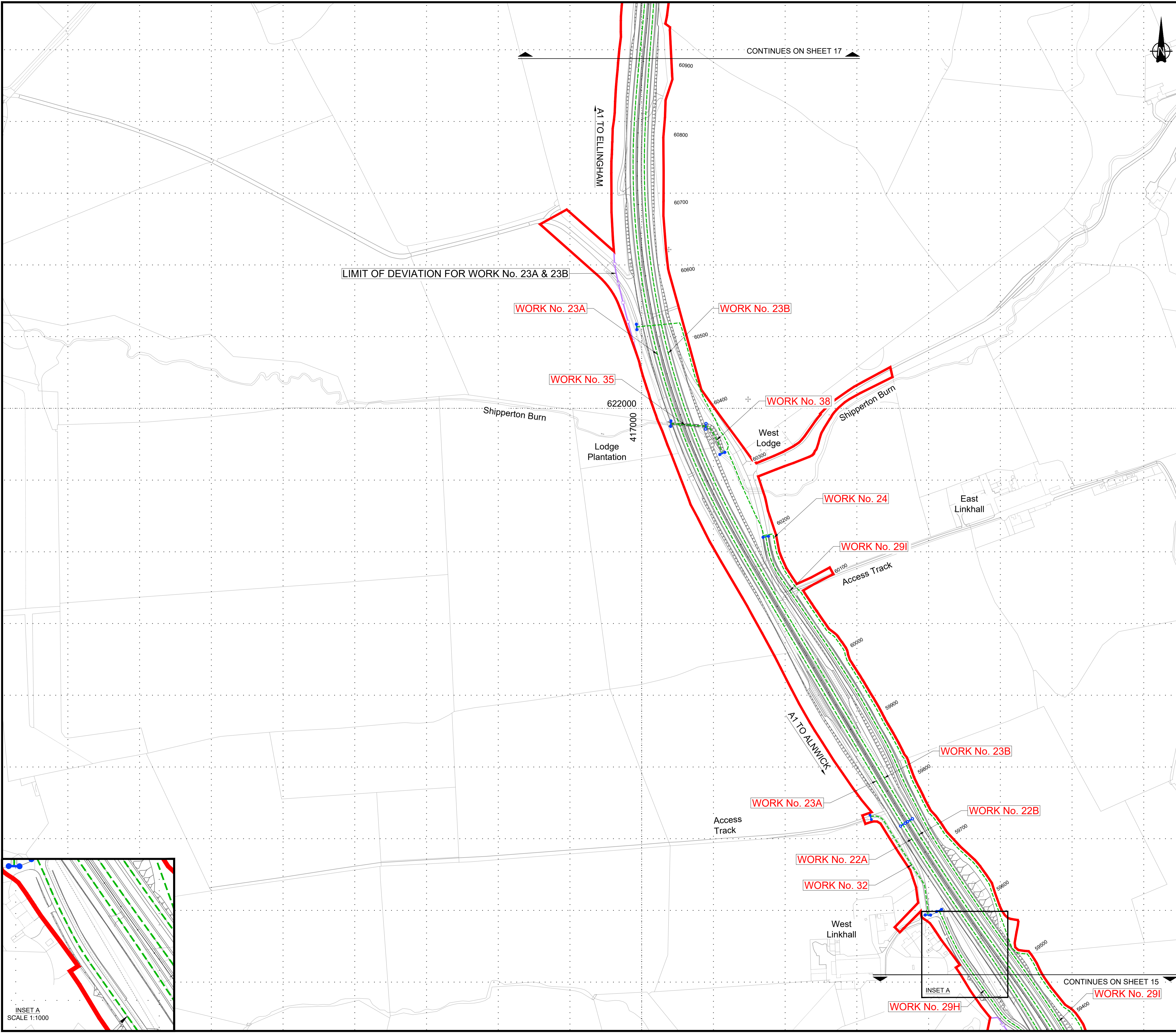
Drawing Title: WORKS PLANS REGULATION 5(2)(j) SHEET 15 OF 19

Scale	Drawn	Eng. Check	Approved	Authorised
1:2500	TO	MM	TK	DM
Original Size	Date	Date	Date	Date
A1	04/05/21	04/05/21	04/05/21	04/05/21

Drawing Number	HE551459-WSP-GEN-A2E-DR-CH-02305	Revision	1
PW Stage Code			0

CONTINUES ON SHEET 16

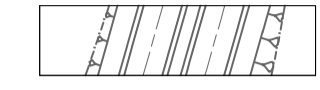







CONTINUES ON SHEET 14

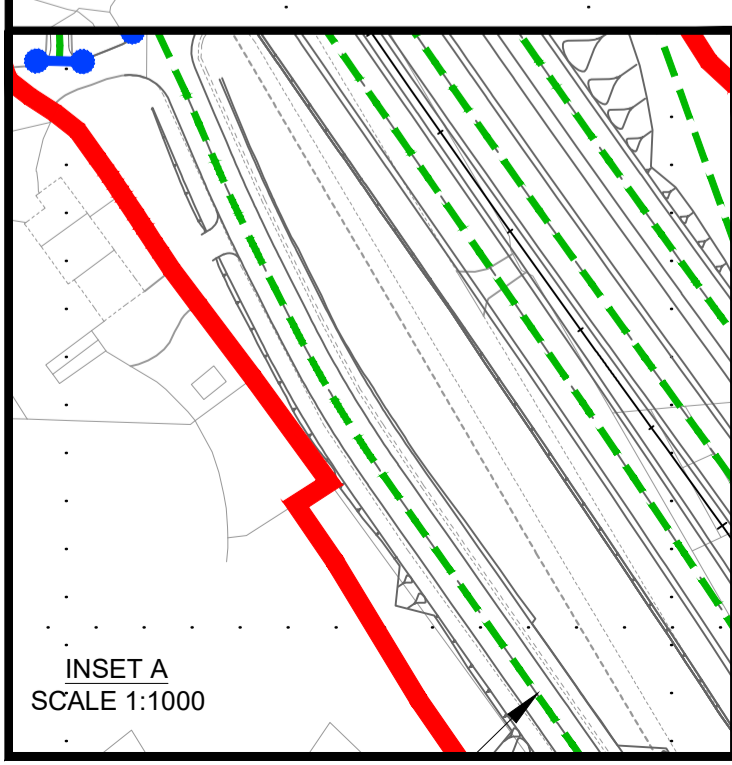
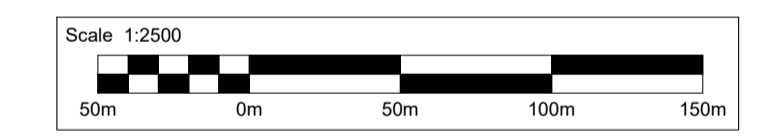


NOTES:

- All dimensions and chainages are in metres unless stated otherwise.
- Works are described in Schedule 1 (Authorised Development) of the Development Consent Order (Application Document Reference: TR010041/APP/3.1).
- The proposed works shown are illustrative only and will be subject to change as part of the detailed design development. Any changes will be limited to being within the Order Limits and any other constraints included in the Development Consent Order.

KEY:

-  PROPOSED DESIGN (SHOWN FOR ILLUSTRATIVE PURPOSES ONLY)
-  ORDER LIMITS
-  WORK CENTRELINE (APPROX.)
-  LIMIT OF DEVIATION (APPLIES TO ALL WORK NUMBERS UNLESS STATED OTHERWISE)
-  NON LINEAR WORKS
-  AREAS NOT INCLUDED WITHIN ORDER LIMITS
-  TRANSITION BETWEEN WORKS (APPROX.)
-  COMMENCEMENT/TERMINATION OF WORK (APPROX.)



Rev.	Date	Description	By	Eng' Chk	Disc' Chk	App'd
1	04/05/21	CHANGES TO EAST & WEST LINKHALL ROADS, SHIPPERTON BURN, DB27, DB27A AND ORDER LIMITS FOR DEADLINE 06	TO	MM	TK	DM
0	07/05/20	DCO SUBMISSION	RP	TO	TK	DM

Suitability	DCO SUBMISSION	Status	A3
-------------	----------------	--------	----

PINS Reference Number: TR010041/APP/2.3



Project Title: A1 in Northumberland: Morpeth to Ellingham Part B

Drawing Title: WORKS PLANS REGULATION 5(2)(j) SHEET 16 OF 19

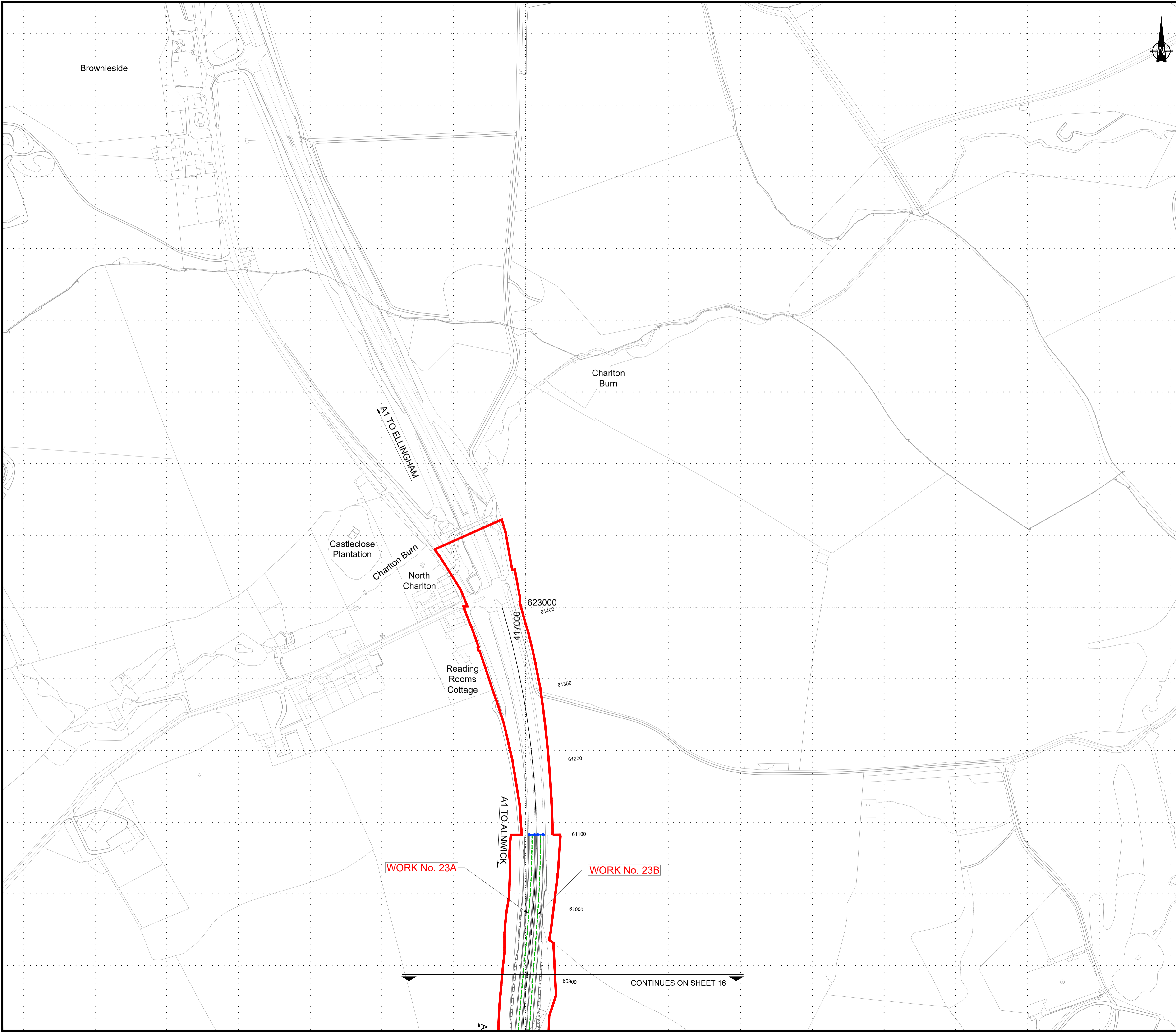
Scale	Drawn	Eng. Check	Approved	Authorised
1:2500	TO	MM	TK	DM
Original Size	Date	Date	Date	Date
A1	04/05/21	04/05/21	04/05/21	04/05/21

Drawing Number	HE551459-WSP-GEN-A2E-DR-CH-02306	Revision	1
PW Stage Code			0

CONTINUES ON SHEET 17

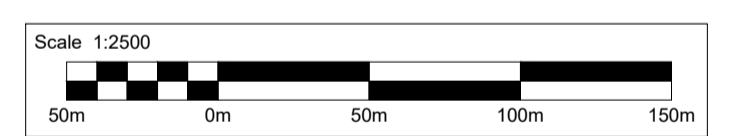
CONTINUES ON SHEET 15

INSET A



- NOTES:**
- All dimensions and chainages are in metres unless stated otherwise.
 - Works are described in Schedule 1 (Authorised Development) of the Development Consent Order (Application Document Reference: TR010041/APP/3.1).
 - The proposed works shown are illustrative only and will be subject to change as part of the detailed design development. Any changes will be limited to being within the Order Limits and any other constraints included in the Development Consent Order.

- KEY:**
- PROPOSED DESIGN (SHOWN FOR ILLUSTRATIVE PURPOSES ONLY)
 - ORDER LIMITS
 - WORK CENTRELINE (APPROX.)
 - LIMIT OF DEVIATION (APPLIES TO ALL WORK NUMBERS UNLESS STATED OTHERWISE)
 - NON LINEAR WORKS
 - AREAS NOT INCLUDED WITHIN ORDER LIMITS
 - TRANSITION BETWEEN WORKS (APPROX.)
 - COMMENCEMENT/TERMINATION OF WORK (APPROX.)



0	07/05/20	DCO SUBMISSION	RP	TO	TK	DM
Rev.	Date	Description	By	Eng' Chk	Disc' Chk	App'd
Subsidiary						Status
DCO SUBMISSION						A3

PINS Reference Number: **TR010041/APP/2.3**



Project Title: **A1 in Northumberland: Morpeth to Ellingham Part B**

Drawing Title: **WORKS PLANS
REGULATION 5(2)(j)
SHEET 17 OF 19**

Scale	1:2500	Drawn	RP	Eng. Check	TO	Approved	TK	Authorised	DM
Original Size	A1	Date	07/05/20	Date	07/05/20	Date	07/05/20	Date	07/05/20

Drawing Number	HE551459-WSP-GEN-A2E-DR-CH-02307	Revision	0
PW Stage Code			0

WORK No. 23A **WORK No. 23B**

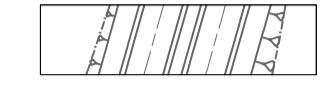








CONTINUES ON SHEET 16

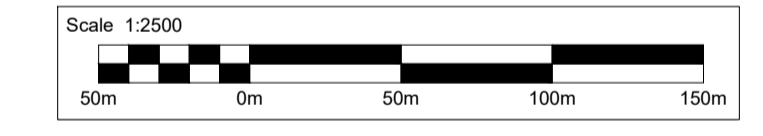


NOTES:

1. All dimensions and chainages are in metres unless stated otherwise.
2. Works are described in Schedule 1 (Authorised Development) of the Development Consent Order (Application Document Reference: TR010041/APP/3.1).
3. The proposed works shown are illustrative only and will be subject to change as part of the detailed design development. Any changes will be limited to being within the Order Limits and any other constraints included in the Development Consent Order.

KEY:

-  PROPOSED DESIGN (SHOWN FOR ILLUSTRATIVE PURPOSES ONLY)
-  ORDER LIMITS
-  WORK CENTRELINE (APPROX.)
-  LIMIT OF DEVIATION (APPLIES TO ALL WORK NUMBERS UNLESS STATED OTHERWISE)
- 
-  NON LINEAR WORKS
-  AREAS NOT INCLUDED WITHIN ORDER LIMITS
-  TRANSITION BETWEEN WORKS (APPROX.)
-  COMMENCEMENT/TERMINATION OF WORK (APPROX.)



CONTINUES ON SHEET 12

0	07/05/20	DCO SUBMISSION	RP	TO	TK	DM
Rev.	Date	Description	By	Eng' Chk	Disc' Chk	App'd

Subsidiary	DCO SUBMISSION	Status	A3
------------	----------------	--------	----

PINS Reference Number: TR010041/APP/2.3

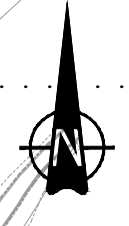
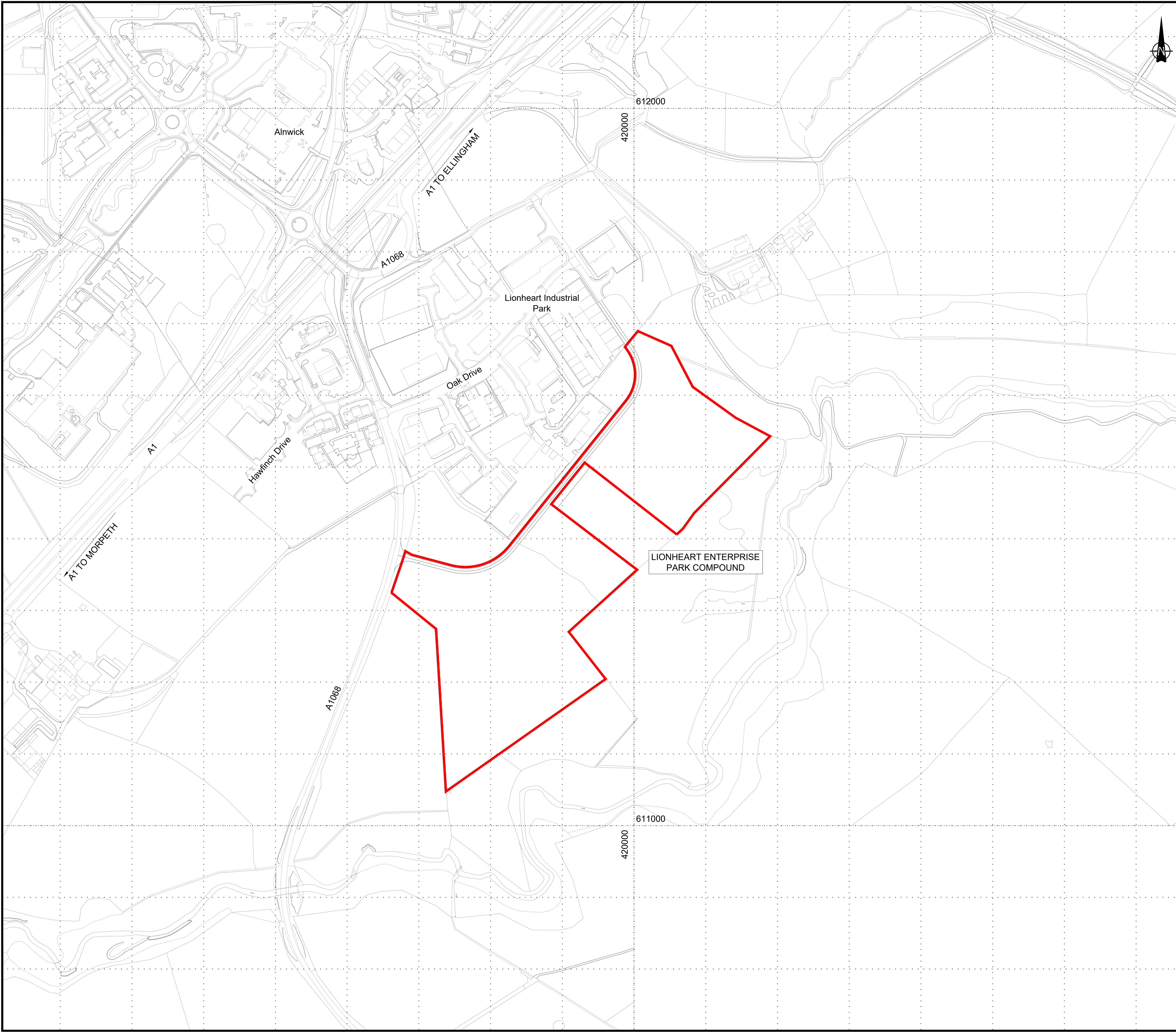


Project Title: A1 in Northumberland: Morpeth to Ellingham Part B

Drawing Title: WORKS PLANS REGULATION 5(2)(j) SHEET 18 OF 19

Scale	1:2500	Drawn	RP	Eng. Check	TO	Approved	TK	Authorised	DM
Original Size	A1	Date	07/05/20	Date	07/05/20	Date	07/05/20	Date	07/05/20

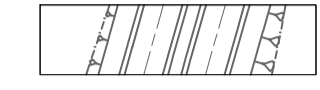








Drawing Number	HE551459-WSP-GEN-A2E-DR-CH-02308	Revision	0
PW Stage Code			0

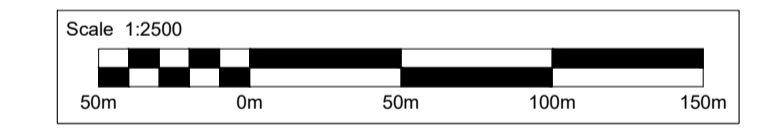


NOTES:

1. All dimensions and chainages are in metres unless stated otherwise.
2. Works are described in Schedule 1 (Authorised Development) of the Development Consent Order (Application Document Reference: TR010041/APP/3.1).
3. The proposed works shown are illustrative only and will be subject to change as part of the detailed design development. Any changes will be limited to being within the Order Limits and any other constraints included in the Development Consent Order.

KEY:

-  PROPOSED DESIGN (SHOWN FOR ILLUSTRATIVE PURPOSES ONLY)
-  ORDER LIMITS
-  WORK CENTRELINE (APPROX.)
-  LIMIT OF DEVIATION (APPLIES TO ALL WORK NUMBERS UNLESS STATED OTHERWISE)
- 
-  NON LINEAR WORKS
-  AREAS NOT INCLUDED WITHIN ORDER LIMITS
-  TRANSITION BETWEEN WORKS (APPROX.)
-  COMMENCEMENT/TERMINATION OF WORK (APPROX.)



0	07/05/20	DCO SUBMISSION	RP	TO	TK	DM
Rev.	Date	Description	By	Eng' Chk	Disc' Chk	App'd

Substability	DCO SUBMISSION	Status	A3
--------------	----------------	--------	----

PIINS Reference Number
TR010041/APP/2.3



Project Title
A1 in Northumberland: Morpeth to Ellingham Part B

Drawing Title
**WORKS PLANS
REGULATION 5(2)(j)
SHEET 19 OF 19**

Scale	1:2500	Drawn	RP	Eng. Check	TO	Approved	TK	Authorised	DM
Original Size	A1	Date	07/05/20	Date	07/05/20	Date	07/05/20	Date	07/05/20

Drawing Number	HE551459-WSP-GEN-A2E-DR-CH-02309	Revision	0
PW Stage Code			0

© Crown copyright 2020.

You may re-use this information (not including logos) free of charge in any format or medium, under the terms of the Open Government Licence. To view this licence:

visit www.nationalarchives.gov.uk/doc/open-government-licence/

write to the **Information Policy Team, The National Archives, Kew, London TW9 4DU**, or email psi@nationalarchives.gsi.gov.uk.

This document is also available on our website at www.gov.uk/highways

If you have any enquiries about this document A1inNorthumberland@highwaysengland.co.uk or call **0300 470 4580***.

*Calls to 03 numbers cost no more than a national rate call to an 01 or 02 number and must count towards any inclusive minutes in the same way as 01 and 02 calls.

These rules apply to calls from any type of line including mobile, BT, other fixed line or payphone. Calls may be recorded or monitored.

Registered office Bridge House, 1 Walnut Tree Close, Guildford GU1 4LZ
Highways England Company Limited registered in England and Wales number 09346363

© Crown copyright 2021.

You may re-use this information (not including logos) free of charge in any format or medium, under the terms of the Open Government Licence. To view this licence:

visit www.nationalarchives.gov.uk/doc/open-government-licence/

write to the **Information Policy Team, The National Archives,**

Kew, London TW9 4DU, or email

psi@nationalarchives.gsi.gov.uk.

This document is also available on our website at www.gov.uk/highways

If you have any enquiries about this document A1inNorthumberland@highwaysengland.co.uk or call **0300 470 4580***.

*Calls to 03 numbers cost no more than a national rate call to an 01 or 02 number and must count towards any inclusive minutes in the same way as 01 and 02 calls.

These rules apply to calls from any type of line including mobile, BT, other fixed line or payphone. Calls may be recorded or monitored.

Registered office Bridge House, 1 Walnut Tree Close, Guildford GU1 4LZ

Highways England Company Limited registered in England and Wales number 09346363